

Atari ST
Resource
page 55

U.S.A. \$3.50
CANADA \$4.50

Antic™

The **ATARI**® Resource

OCTOBER 1986

VOLUME 5, NUMBER 6

HARD DISKS FOR ATARI

**Power-computing
breakthrough!**

**10-20 megabytes of
lightning-fast
convenience**

8-bit & ST

**Castle:
type-in
educational
program**

8-bit & ST

**Atari in the
Classroom**



**Inside: 7 Type-in Programs
(Including 3 ST Programs)**



10

0

WHITEHOUSE COMPUTER

P.O. Box 4025 Williamsport, PA 17701

COMPUTERS

800XL	\$79
65XE	89
130XE	127
520ST (MONO)	CALL
520ST (RGB)	CALL
1040 ST	CALL

MONITORS

AMDEK	
300G	\$117
300A	127
310A	145
Color 600	395
Color 700	494
Color 710	568

ATARI	
SM124	\$169
SC1224	325

NEC	
1201	\$139
1205	89
1260	79

TAXAN	
220 Color/Green/14"	\$179

THOMSON	
CM365 RGB/Color/Green	
With Cables	\$269

TEKNIKA	
MJ-10	\$159
MJ-22	254

SAKATA	
SC-100	\$140

ZENITH	
ZVM 1220	\$95
ZVM 1230	95

BLUE CHIP	
Green	\$89.00
Amber	93.00
Color/RGB	279.00

PAPER

WHITE 20 LB LAZOR EDGE	
2500 Sheets	\$26
1000 Sheets	16
500 Sheets	11

ASSORTED PASTELS LAZOR EDGE	
2500 Sheets	\$44
1000 Sheets	26
500 Sheets	16
1000 Mailing Labels	9



ORDER TOLL FREE
1-800-351-3442

VISA 4%, MASTER CARD 4%, AMERICAN EXPRESS 5%

PRINTERS

CITIZEN	
MSP-10	\$267
MSP-15	367
MSP-20	354
MSP-25	527
120D	194

STAR MICRONICS	
NX-10	CALL
Gemini II	CALL
SG-15	\$366
SD-15	440
SR-10	469
SR-15	580
SB-10	588
SG-10C	230
Powertype	295

LEGEND	
808	\$154
1080	205
1380	259
1385	295

OKIDATA	
Okimate 10	\$171
Okimate 20	211
182	214
192	348
U-93	389

PANASONIC	
1080	\$209
1091	231
1592	459
1595	CALL
3131	259
3151	408

SEIKOSHA	
SP 1000	\$188 100CPS/NLQ
MP1300AI	525 300 CPS/NLQ

EPSON	
Call for current pricing on all Epson models	

PRINTER RIBBONS AND
DUST COVERS AVAILABLE

DISK DRIVES

1050	\$127
Happy 1050	275
Happy Enhancer	129
Duplicator	129
Indus GT	194
SF314	215
SF354	99
Astra	CALL
US Doubler	49

**CUSTOMER SERVICE
AND PA RESIDENTS
CALL**

1-717-322-7700

MODEMS

XMM 301	\$39
MPP 1000E	39
MPP 1200AT	159
MPP 1200ST	149
Team Modem	199
Avatex 1200	95
Avatex1200HC 100% Hayes	143
Packard/Bell 1200	199
Compuserve	21
U-Call	36

INTERFACES

MPP 1150	\$45
U-Print/Port	40
U-Print 16K	69
U-Print 64K	85
PR Connection	63
PR Modem Cable	11
PR Printer Cable	11
Xetec	39
U-Print 1200XLP	49
520 ST/IBM Cables 6 ft.	11
Micro Stuffer	69

DISKETTES


3 1/2 FUJI	
SS/DD	\$17
DS/DD	24
NASHUA	
SS/DD	\$21
DS/DD	26

5 1/4 FUJI	
SS/DD	\$11
DS/DD	14
ELEPHANT	
SS/DD	\$12
DS/DD	14

Disk Notchers.....\$4

Disk Banks

Allsop	CALL
Innovative Concepts	CALL



**"Where Prices are Born,
Not Raised."**

SOFTWARE

Hours:
Monday-Friday
9 a.m.-8 p.m.
Saturday 9-12 p.m.

520 ST SOFTWARE

BATTERIES INCLUDED

Paperclip	\$36
Paperclip/Spell	CALL
Spell Pack	CALL
Home Pak	31

BRODERBUND

Karateka	\$18
Lode Runner	18
Print Shop	27
Graphic Libraries I, II, & III	15
Print Shop Companion	25

SYNAPSE

Synfile	\$30
Syncalc	30
Syncalc Templates	14

MICROPROSE

F-15 Strike Eagle	\$21
Silent Service	21
Kennedy Approach	21
Crusade In Europe	21
Conflict In Nam	24
Gun Ship	24

OSS

Mac 65	\$48
Action	48
Basic XL	38
Basic XE	48
Tool Kits	18

SUBLOGIC

Flight Simulator II	\$31
Night Mission Pinball	21
Jet	CALL

XLENT

Mega font	\$19
Page Designer	21
Rubber Stamp	23
Typesetter	23

ICD

Rambo XL	\$36
US Doubler	49

ATARI

Visicalc	\$14
Atariwriter	21
Atariwriter +	32
Learning Phone	26

ORIGIN

Ultima 3	\$33
Ultima 4	38

SSI

Nam	\$25
Six Gun Shootout	25
War In Russia	49

BATTERIES INCLUDED

Degas	\$25
HomePak	CALL
Paperclip Elite	CALL
I'S Talk	CALL
I'S Time + Billing	CALL

FIREBIRD

The Pawn	\$27
----------	------

OASIS SYSTEMS

Sun Dog	\$25
---------	------

HABA

Habawriter	\$32
Checkminder	39
Habaview	39

HIPPOTAMUS

Hippo Spell	\$26
Hippo Simple	26
Hippo Word	26
Almanac	22
Backgammon	22

MARK OF THE UNICORN

Hex	\$25
PC Intercom	65
Final Word	94

MICROPROSE

Silent Service	\$25
----------------	------

SUBLOGIC

Flight Simulator	CALL
Jet	CALL

VIP

VIP Professional	\$99
VIP Professional Lite	65

XLENT

Rubber Stamp	\$33
Typesetter	26

OSS

Personal Prolog	CALL
Personal Pascal	CALL
Personal Disk Kit	CALL

PHILON

Fast Basic-M	CALL
--------------	------

Ordering and Terms

Place orders Mon-Fri 9am-8pm, Sat. 9-12 pm. Customer service calls taken Mon.-Fri. 10am-4pm. No deposit on C.O.D. orders. Free freight on all prepaid cash orders over \$300 in the continental U.S.A. APO and FPO orders add \$5 per hundred. All foreign orders add 8% for shipping. UPS shipping add \$4 per hundred East Coast, \$5 per hundred West Coast. PA residents add 6% sales tax. Free shipping for PA residents. Orders by company and personal checks held 3 weeks. Defective products require prior return authorization. Defective products will be replaced or repaired according to warranty. No used or reconditioned products sold. Prices and availability are subject to change without notice. No cash refunds.

Multi **USE** **Your ST**

With Microware's OS-9 Operating System

- **Multi-User**
- **Multi-Tasking**
- **C, Pascal, Basic 09**
- **Networking**
- **Midi Support**
- **Graphics - 4th quarter 86'**

For More Information write:

Basic 09 and OS-9 are trademarks of Microware Systems Corp.



West: 4704 W. Jennifer Suite 105 Fresno, CA 93711/East: 67 Grandview Pleasantville, NY 10570

Lyc Computer Marketing & Consultants

1080....\$195

SAVE ON THESE IN STOCK PRINTERS

NX-10 Call

PANASONIC

1080.....	195
1091.....	225
3131.....	249
1092.....	309
1592.....	419
1595.....	599

LEGEND

808.....	148
1080.....	CALL
1380.....	229
1385.....	289

EPSON

LX80.....	CALL
FX85.....	CALL
DX10.....	CALL
H180.....	CALL
HS80.....	CALL
FX286.....	CALL
LQ800.....	CALL
LQ1000.....	CALL

SILVER REED

EXP 420 P.....	CALL
EXP 600 P.....	489
EXP 800 P.....	649
EXP 770.....	749

SEIKOSHA

SP-1000 A	centronics.....	175
BP-5200 I.....		649
BP-1300.....		469
Color Kit.....		119
SP-1000 Ribbon.....		8.50

CITIZEN

120-D.....	179
MSP-10.....	285
MSP-15.....	385
MSP-20.....	325
MSP-25.....	485
Premier 35.....	469

OKIDATA

Okimate 10 XE.....	179
292.....	CALL
293.....	CALL
Okimate 20 ST.....	199
120 NLQ.....	205
182.....	214
192.....	348
93.....	CALL

JUKI

Juki 6100.....	CALL
5510 Juki.....	CALL
Juki 6300.....	CALL
RS 232 Serial	
Bond.....	55

STAR MICRONICS

LV12-10(New).....	CALL
NL-10.....	CALL
NX-10.....	CALL
NB-15.....	CALL
SB-15.....	CALL
SG-15.....	367
SD-10.....	319
SD-15.....	438
SR-10.....	469
SR-15.....	578
SB-10.....	589
Powertype.....	297

MONITORS

ZENITH

ZVM 1220.....	89
ZVM 1230.....	89

TEKNIKA

MJ-10.....	149
------------	-----

PANASONIC

TR-120 MDPA.....	CALL
------------------	------

HITACHI

MM-1218	
12" Green.....	99
CM-1406 13"	
Color W/Cable.....	179

MODEMS

Supra 300.....	39.95
Supra 1200.....	149.95
XM 301.....	39.95

INTERFACING

Microprint.....	39.95
XETEC AT.....	39.95
ATARI 850.....	109
APE FACE.....	39
U-PRINT A.....	45

DRIVES

INDUS GT Atari.....	179
ATARI 1050.....	129

FIREBIRD (520 ST)

The Pawn.....	26.75
Star Glider.....	28.75

ACTIVISION (520 ST)

Music Studio.....	34.75
Hacker.....	26.75
Little People.....	29.75
Paintworks.....	40.75
Hacker II.....	29.75

EPYX (520 ST)

Apshai Trilogy.....	24.75
Winter Games.....	24.75

SSI (520 ST)

Phantasie.....	24.75
Baseball.....	24.75

UNISON WORLD (520 ST)

Printmaster.....	24.75
Art Gallery I or II.....	18.75

TIMeworks (520 ST)

Word Writer.....	CALL
Swift Calc.....	CALL
Data Manager.....	CALL

ACCESS (520 ST)

Leader Board.....	24.75
-------------------	-------

SUBLOGIC (520 ST)

Flight Sim II.....	CALL
Set.....	CALL

5 1/4" DISKETTES MAXELL

SSDD.....	9.99
DSDD.....	12.99

VERBATIM

SSDD.....	9.50
DSDD.....	12.99

BONUS

SSDD.....	6.99
DSDD.....	7.50

SKC

SSDD.....	8.50
DSDD.....	9.50

3.5" DISKETTES 3M

SSDD.....	16.99
DSDD.....	23.99

MAXELL

SSDD.....	16.99
DSDD.....	23.99

VERBATIM

SSDD.....	16.99
DSDD.....	24.99

SKC

SSDD.....	14.99
DSDD.....	19.99

NAME BRAND VIDEO TAPES

from \$4.49
Qty. Discounts Available

SYSTEM PRICING AVAILABLE!

ATARI

1050.....	129
SF314.....	219
SF354.....	175
130 XE.....	CALL
65 XE.....	CALL
520 ST	
Monochrome.....	CALL
520 ST Color.....	CALL
SHD 204	
20 Meg.....	!
1040 ST.....	CALL

BRODERBUND

Printshop.....	28.75
Graphic	
Library I, II, III.....	18.75
Karateka.....	19.75
Printshop	
Comp.....	24.75

MICROLEAGUE

Baseball.....	24.95
GM Disk.....	24.95
Team Disk.....	24.95
Stat Disk.....	16.95

MICROPROSE

Silent Service.....	22.75
F-15.....	22.75
Conflict in	
NAM.....	24.75
Kennedy	
Approach.....	22.75

UNISON WORLD

Printmaster.....	24.75
Art Gallery.....	18.75

ACCESS

Leader Board.....	24.75
-------------------	-------

SUBLOGIC

Flight Simulator.....	29.95
Night Mission	
Pinball.....	18.95
Scenery	
Disks.....	Each 14.95

EPYX

Karate Champ.....	20.75
Apshai Trilogy.....	24.75

SSI

Wizards Crown.....	24.75
Gettysburg.....	34.75
Gemstone	
Healer.....	24.75
Phantasie.....	24.75

ACTIVISION

Hacker.....	15.75
Ghostbusters.....	15.75
Great AM Race.....	15.75
Music Studio.....	22.75

DISK DRIVE CLEANING KIT \$8.95

With Software \$17.95

"WE MAKE YOUR COMPUTER FUN TO USE!"

TOLL FREE 1-800-233-8760

In PA 717-494-1030

Customer Service 717-494-1670



or send order to
Lyc Computer
P.O. Box 5088
Jersey Shore, PA
17740



In stock items shipped within 24 hours of order. No deposit on C.O.D. orders. Free shipping on prepaid cash orders within the continental U.S. Volume discounts available. PA residents add sales tax. APO, FPO, and international orders add \$5.00 plus 3% for priority mail service. Advertised prices show 4% discount for cash, add 4% for MasterCard and Visa. Personal checks require 4 weeks clearance before shipping. We do not guarantee compatibility. We only ship factory fresh merchandise. Ask about UPS Blue and Red label shipping. All merchandise carried under manufacturer's warranty. Return restriction applicable. Return authorization required. All items subject to change without notice.

NEW HOURS!
Mon-Thur 9AM-8PM
Fri 9AM-6PM
Sat 10AM-6PM

NEW HOURS!
Mon-Thur 9AM-8PM
Fri 9AM-6PM
Sat 10AM-6PM


CIRCLE 080 ON READER SERVICE CARD

LYCO COMPUTER MARKETING & CONSULTANTS

LYCO COMPUTER MARKETING & CONSULTANTS



Okimate 20 Review 62



I/O Board 6



The Great Goto Debate 30

Antic[®]

The **ATARI**[®] Resource

CASTLE for 8-bit
& ST—page
53

OCTOBER 1986, VOLUME 5, NUMBER 6

FEATURES

- | | |
|---|-------------------------|
| HARD DISKS FOR THE ATARI by Nat Friedland | 11 |
| Why you'll want one! | |
| INSIDE A HARD DISK by Patrick Bass | 15 |
| "Like flying a Boeing 747 six inches above ground" | |
| TEXT SIDEWINDER by Jess Engelhart | 19 |
| Eye-catching horizontal display | TYPE-IN SOFTWARE |
| SUPRADRIVE FOR 8-BIT ATARIS by Charles Jackson | 26 |
| 10 million bytes at your fingertips | |
| THREE HARD DISKS FOR THE ST by Patrick Bass | 35 |
| Atari 20Mb, SupraDrive and HabaDisk 10Mb | |
| VIDEO STRETCH by Lloyd Burchill | 37 |
| Rubber Visuals in ACTION! | TYPE-IN SOFTWARE |
| ATARI STILL MAKES THE GRADE by Gigi Bisson | 39 |
| Going strong in the classroom | |

SOFTWARE LIBRARY

- | | |
|---------------------------------|----|
| TYPE-IN LISTINGS SECTION | 87 |
|---------------------------------|----|

DEPARTMENTS

- | | |
|--|-------------------------|
| GAME OF THE MONTH | |
| SSSNAKE!!! by Chet Walters | 23 |
| Help a fright-crazed reptile survive | TYPE-IN SOFTWARE |
| GETTING STARTED | |
| THE GREAT GOTO DEBATE by Patrick Bass and Frank Hayes | 30 |
| NEW OWNERS COLUMN sparks controversy | |
| EDUCATION | |
| CASTLE by Lori and Tracy Hershey | 53 |
| Colorful bonus game for 8-bit and ST | TYPE-IN SOFTWARE |

ST RESOURCE

- | | |
|--|-------------------------|
| MOUSE EDITOR by Kevin Kennedy | 57 |
| "Pointer Construction Set" in ST BASIC | TYPE-IN SOFTWARE |
| OKIMATE 20 REVIEW by Patrick Bass | 62 |
| Color printer worthy of ST graphics | |
| ST PRODUCT NEWS | 67 |
| SOFTWARES BASIC REVIEW by David Plotkin | 72 |
| Fast, compiled BASIC for experienced users | |
| TYPO ST by Patrick Bass | 83 |
| Auto-proofing for BASIC type-ins | TYPE-IN SOFTWARE |

Antic—The Atari Resource is published twelve times per year by Antic Publishing. Editorial offices are located 524 Second Street, San Francisco, CA 94107. ISSN 0745-2527. Second Class Postage paid at San Francisco, California and additional mailing offices. POSTMASTER: Send address change to **Antic**, P.O. Box 1919, Marion, OH 43306.

I/O BOARD	6	HELP	109
ANTIC ONLINE	8	SHOPPER'S MARKET	112
PRODUCT REVIEWS	45	ADVERTISERS LIST	113
		NEW PRODUCTS	114

Antic

The ATARI Resource

Publisher
James Capparel

Editorial

DeWitt Robbeloth, Executive Editor; Nat Friedland, Editor; Charles Jackson, Technical Editor; Patrick Bass, ST Program Editor; Gigi Bisson, Assistant Editor; Gregg Pearlman, Junior Editor; Anne Jenkel, Editorial Assistant; Bill Marquardt, Technical Assistant; Ron Luks, Online Editor.

Contributing Editors

Ian Chadwick, David Plotkin, David Small.

Art

Marni Tapscoff, Art Director; Gregory Silva, Production Manager/Editorial Designer; Jim Warner, Design/Production Assistant; Deborah Onodera, Katherine Murphy, Ad Production Coordinators; Julianne Osoke, Collateral Printing Coordinator; Ward Schumaker, Mary Rhomberg Lavery, Contributing Artists.

Cover photography: Mark Gottlieb

Circulation

Margot Olmstead, Manager; Dixie Nicholas, Subscription Coordinator; Daniel Barrett, Ken Warner, Dealer Sales.

Administration

Clay Selland, Controller; Christina Reinke, Accounting Manager; Lorene Kaatz, Credit & Collections; Juanita Melrose, Personnel; Brenda Oliver and Fidez Bituin, Accounts Receivable; Linda Chee, Accounts Payable; Maria Chavez, Order Processing; Griselda Lopez, Cash Receipts; Susan Allison, Administrative Secretary.

Marketing

Jon Loveless, Vice President; Gary Yost, Director; Lisa Wehrer, Retail Sales Manager; Charles Cherry, Product Manager. Computer Service: Eric Gupton, Coordinator; Scot Tumlin, Technical Support; Michael Sandstrom, Customer Relations.

Advertising Sales

John Taggart, Director

(For Area Sales Representatives, see page 113.)

General Offices

& Catalog Customer Service
(415) 957-0886

Antic, 524 Second Street
San Francisco, CA 94107

Subscription Customer Service
(614) 383-3141

Antic, P.O. Box 1919, Marion, OH 43306

Credit Card Subscriptions & Catalog Orders
(800) 443-0100 ext. 133
(Continental U.S. & Hawaii)

November 1986, Volume 5, Number 6

Subscriptions: One year (12 issues) \$28. Canada and Mexico add \$8, other foreign add \$12. Action Edition (12 issues with disks) \$99.95, all foreign add \$25.

Editorial submissions should include text and program listings on disk and paper. Submissions will be returned if stamped, self-addressed mailer is supplied. Antic assumes no responsibility for unsolicited editorial material.

No part of this publication may be reproduced, stored in a retrieval system, or transmitted, in any form or by any means, electronic, mechanical, photocopying, recording, or otherwise, without the prior written permission of the publisher.

Antic is an independent periodical not affiliated in any way with Atari Corp. Atari is a trademark of Atari Corp. All references to Atari products are trademarked and should be so noted.

Antic is a registered trademark
of Antic Publishing, Inc.

An Information Technology Company

Copyright ©1986 by Antic Publishing.
All Rights Reserved. Printed in USA.

I/O Board

NOT YET

Does the new Atari XMM801 printer work with Broderbund's Print Shop software?

Gary Vimr
CompuServe
ID 72407,2573

As this issue went to press, Broderbund said it was "too soon to tell" if the XMM801 will work with Print Shop. But by the time you read this, you should be able to get the information by calling Broderbund's tech support department at (415) 479-1170.—ANTIC ED

GOOD QUESTION

What is the significance of having 128K memory in the Atari 130XE, if only 16K can be accessed at one time, per program?

Brian Schade
Tucson, AZ

While it's true that you can only access a single 16K "window" into the 128K memory at one time, the time you devote to that particular 16K can be very, very short—fractions of a second. The 128K in the Atari 130XE is nothing more than 8 separate 16K blocks of memory. Your program may select any one of the 8 separate blocks to be active anytime, with virtually instantaneous switching. If you don't find what you're looking for in block 1, switch to block 2 and keep looking. If you run out of memory storage space in block 5, switch to Block # 6 and keep writing.—ANTIC ED

PLUGGING PLUGS

I was pleased to see my Tech Tip in the July, 1986 Antic. However, Alpha Products is no longer a source of the ST monitor plugs. The sole U.S. distributor is Interface Technology, Inc., 14440 Cherry Lane Court, Suite 219, P.O. Box 3040, Laurel MD 20708. (301) 490-3608.

Gary Grider
CompuServe
ID 71016,1000

AMDEK SHOPPING

To answer John Hawkins' question in the June, 1986 issue of Antic, Amdek 3-inch disk drive hardware and software may be purchased at the Computer Corner, 7101 Broadway, Merrillville, IN 46410. (219) 738-3282.

Mark Brewer
CompuServe
ID 74146,3665

ATARI BEATS IBM

For two years, we used two IBM PC computers here at the publications unit of the California Division of Mines and Geology. Recently, I began purchasing Atari 130XE computers and AtariWriter for staff geologists and editors. The ease with which staff learned to use them was amazing, and none had any previous computer experience. Small database jobs, word processing and management statistics are done on the Ataris. Each station has a 1050 disk drive, Comrex amber monitor and Star SG-10 printer.

After suffering verbal abuse from my mainframe and IBM friends for buying Ataris, the wisdom of the purchase became undeniable. With little dollar investment and no formal training, productivity has increased.

John Rapp
Department of
Conservation
Sacramento, CA

DIRECT CONNECTIONS

Commenting about the August, 1986 On-line issue of Antic, regular contributor Chris Chabris points out that in the general computer world, "direct-connect" modems are those which plug directly into telephone lines via standard modular outlets, instead of the old-fashioned acoustic couplers with their rubber cups.

Antic's August stories tended to define direct-connect as it applies primarily to the Atari world—modems that plug directly into 8-bit Atari computers without requiring an 850 interface or other RS-232 connection.—ANTIC ED

SOUTH PACIFIC BBS

I am running a BBS here on Kwajalein Island in the Marshall Islands with a 130XE, a Supra 10 megabyte hard disk and Bulletin Board Construction Set software. However, our phone system does not allow us to log onto the wonderful world of U.S. bulletin boards. We would be willing to pay a small fee for floppy captures of messages that are on U.S. boards.

Al Anderson
Kwajalein
Atari Users Group
Box 1065
APO San Francisco, CA
96555

continued on page 8

Rats



A GUIDE TO YOUR RAT SYSTEM

Finally, a mouse for your Atari 400, 800, XL or XE! It's like getting a new computer!

Sure your Atari has super resolution. But no mouse. The March issue of *Analog* said that a mouse would make the 8-bit Atari "the toughest competitor on the 8-bit market" . . . that it would be great if these computers had a mouse. Now they do! Because we just developed the RAT. It's not merely a mouse, but an entire graphics system capable of generating high resolution drawings, graphs, charts and decorations.

And right now you save \$55 to \$85 over mice made for other 8-bit computers.

Already such software as *Super 3-D Plotter*®, *Master Disk DirectoryII*®, *Writer80*®, *Ram-brandt*® and *AtariArtist*® have RAT-compatible versions.

Other software companies are scrambling to make their products RAT-compatible. They love the RAT. They should, the thousands of Atari 400, 800, XL and XE owners represent a huge new customer base for their mouse-only programs. Look for the RAT-compatible seal on the package.

We also developed the RAT PACK Starter System to accompany the RAT.

It's a package of software that will let us do a variety of exciting graphics. Draw. Make diagrams. Use for creative sketching. The time for bland reports has ended. Develop them with professional excitement . . . even technical drawings . . . with the RAT and the RAT PACK. Included in the PACK are: **RAT TRACE**, an icon-driven ACCU-DRAW program for high resolution drawings and graphics developed by Vision Software. It's part of the RAT PACK Starter System. Also included is **RAT CONTROL**, a simple program that lets you move the cursor by pushing the mouse—in any direction, at any time, quickly.

You also receive instructions on how to use the RAT in your own programs, without the use of any machine language or complicated routines.

Get a virtual new computer! Send for RAT and RAT PACK Today!

Does "mouseless" mean "lifeless?" Wake up your Atari into a virtual new computer. Do graphs, diagrams, send sketches—with professional high resolution and excitement.

Send check or money order! Or call for C.O.D.!

Only ~~\$114.95~~

215/374-5478 • 10:00 a.m. to 3:00 p.m.

NEW PRICE \$69.95

Zobian Controls

P.O. Box 6406, Wyomissing, PA 19610

Yes!

Send me the RAT, complete documentation, and the RAT TRACE, the RAT CONTROL and the rest of the RAT PACK.

I enclose ☐ check or ☐ money order of \$69.95, plus \$2.00 shipping. Or ☐ send C.O.D. (\$3.00 extra.) PA residents add 6% sales tax.

Name _____

Address _____

Zip _____



enhanced!

Look for this logo for official RAT-enhanced software!

IO BOARD

continued from page 6

EPROM ERRORS

I really enjoyed *Build Your Own EPROM Burner* in the December, 1985 *Antic*. After constructing the circuit board, I found that I can successfully program an EPROM, but the read function returns many random errors which change every time a read is done. I have double-checked the circuit completely. Have any readers experienced the same problem?

Allen Hurst
CompuServe
ID 70206,137

Some readers have built 800XL EPROMS that will work on an 800, but will not work on their 130XEs. Charles Cherry, who built and tested the do-it-yourself EPROM burner for Antic says slight manufacturing differences between 800XLs could be the cause of some 800XL incompatibilities. And as far as he knows, the EPROM burner will not work with the 130XE.— ANTIC ED

RECIPE CONVERTER

The *Recipe Converter* (*Antic*, June 1986) is great. I sell food to restaurants, hospitals and schools. And now I use this program to help them convert home recipes to larger portions.

Rick Stamper
Houlton, Maine

MOUSE THAT ROARS

Thank you for your review of Sound Mouse in the June, 1986 *Antic*. We couldn't be more pleased with it. However, we have now reduced the price from \$39.95 to \$29.95.

Larry Gentieu
Sound Soft, Inc.

FOREIGN FONTS


In response to Elisias Leousis' April, 1986 *Antic* I/O Board query about a foreign language ST Font editor: We are currently working on a general purpose editor to handle 7,000 Chinese characters broken up into 128 character fonts. The technique we are using will be applicable to other foreign languages by late 1986.

Con Neri
Xenotron
Victoria, Australia

COLORS!


If any of you dug deep into your pockets after reading about the Radio Shack CGP-220 color inkjet printer in the February, 1986 *Antic*—or if you own the nearly identical Canon PJ-1080A—here's a demo program to try. It gives an idea of the wide range of effective colors possible with these printers through RGB mixing.

Judson Pewther
New York, NY



```

IU 10 REM COLOR DEMO CANON PJ-1080A
SN 20 DIM S(3),P1$(240),P2$(240)
FY 30 REM SET BITS: NONE,ODD,EVEN,ALL:
HD 40 S(0)=0:S(1)=1+4+16+64:S(2)=2+8+32+1
    28:S(3)=255
HA 50 OPEN #2,8,0,"P:"
YL 60 FOR K=1 TO 240 STEP 4
EE 70 BYT1=S(INT(4*RND(0)))
EM 80 BYT2=S(INT(4*RND(0)))
RH 90 FOR J=0 TO 3:I=J+K
FA 100 P1$(I)=CHR$(BYT1)
GC 110 P2$(I)=CHR$(BYT2)
GF 120 NEXT J
GR 130 NEXT K
UJ 140 FOR K=1 TO 16
PV 150 ? #2;CHR$(27);"X";CHR$(80);P1$;
RE 160 ? #2;CHR$(27);"X";CHR$(80);P2$;
GZ 170 NEXT K
RQ 180 GOTO 60
    
```



WUN public domain disk news

Type GO ANTIC when you log onto CompuServe in September. ANTIC ONLINE will have the details of what's available on the new high-quality public domain disk series being brought out by the Worldwide Users Network.

This is the time when Atari Corp. and third-party developers are rushing to bring out their full line of 1986 products early enough for Christmas distribution. Look to ANTIC ONLINE for the latest news about what new products are going to be on the shelves.

If you're not a CompuServe subscriber yet, see your local computer dealer or phone (800) 848-8199 for information about signing up. Ohio residents phone (614) 457-0802. There is no extra charge for accessing ANTIC ONLINE.




HELP continued on page 109

Antic welcomes your feedback, but we regret that the large volume of mail and online messages makes it impossible for the Editors to reply to everyone. Although we do respond to as much reader correspondence as time permits, our highest priority must be to publish (and upload) I/O answers to questions that are meaningful to a substantial number of readers and online subscribers.

Send letters to: Antic I/O Board, 524 Second Street, San Francisco, CA 94107. ANTIC ONLINE has an I/O section for email to the Editors only—online queries about Antic products should be uploaded to the Customer Service I/O section of ANTIC ONLINE.

IF YOU CAN FIND A BETTER PROGRAM WE'LL BUY IT FOR YOU!

Full GEM interfacing, convenient Quick Keys, and many other unique features of our own.




WORD WRITER ST with Spell Checker

A full-featured, professional word processing system for home and business use. You get:

- A Continuous Spell Checker that identifies misspelled words as you are typing your document.
- An additional 85,000 word, built-in Spell Checker that checks your entire document – at your command!
- On-Screen underlining, *italics* and **boldface** – as you write.
- An Outline Processor that quickly organizes notes, facts, and ideas in convenient outline format.
- Every other feature you'll need for everyday word processing, plus most of the features found in more expensive programs.

With Timeworks you get more than software. . .

You Get Our Customer Technical Support Team – free to all registered users.




DATA MANAGER ST with Report Writer

A complete general information Storage and Retrieval System with report writing, business graphics, and label making capabilities. Plus, you get:

- Flexibility that allows you to modify your data base structure by changing the size or position of fields of information – at any time.
- A complete Report Writer that generates customized data reports. You specify the title, location, and sequence of each column.
- An extensive Business Graphics Package with pie charts, bar charts, line plots, point plots, hi-lo-close stock price plots, and more.
- A Label Maker that prints your important information onto all types of labels.

With Timeworks you get our Money Back Guarantee*

If you can find anything that works better for you – and it's available – we'll buy it for you. Details inside every Timeworks package.**



SWIFTCALC ST with Sideways

A state-of-the-art spreadsheet for home and business use. You get:

- 8192 rows and 256 columns provide up to 2,048,000 cells (locations) in which to place information.
- Super Graphics graphically display and print out business information using pie charts, bar charts, line plots, point plots, hi-lo-close stock price plots, and more.
- Windows allow you to work on two sections of your spreadsheet simultaneously.
- Sideways lets you print all columns on one continuous sheet . . . sideways.
- Help Screens, help you use the program – without referring to your manual.
- Formatting – Choice of five formats: Decimal (up to 9 places); Graphics; Exponential Notation; \$ Sign & Commas.

You Get Our Liberal Upgrade and Exchange Policy – Details are inside every Timeworks package.



More power for your dollar

Timeworks, Inc. 444 Lake Cook Road, Deerfield, Illinois 60015
312-948-9200

© 1986 Timeworks, Inc. All rights reserved.

** Offer expires 90 days after date of original purchase.

*** Registered trademark of Atari Corp.

For the Atari 520/1040 Computers.***

Suggested Retail List Price:
\$89.95 each

Available now at your favorite dealer, or call Timeworks.

TO ORDER CALL:
1-800-535-9497

CIRCLE 133 ON READER SERVICE CARD

These programs
INTERFACE
with Each Other

A-FILER/REPORT WRITER

\$59.95

If you can click your mouse you can run this Filer/Report Package

This package is an extremely powerful GEM based mouse driven data base and report writer. The business applications are endless. It has 24 fields, disk based for unlimited number of records, and the ability to do dollar and decimal point calculations. Standard ASCII D-Base and other data base files can be used. The Report Writer can be used for any custom forms like invoices, labels, C.O.D. tags, visa slips, statements and inventory reports, to name a few. It's easy... just grab the field with your mouse, put it where you want it and...click! That is where it will appear on the forms you print.

A-MAILER ST

\$49.95

At last a *Mailing Labeling* program that is not only super powerful, but also Mouse driven and easy to use. This program is NOT Ram based so you can have as many records as your disk drive can hold. One of the many powerful features includes the ability to insert into a field text that was a prior record just by hitting the TAB key. Other features include 9 fields, labels for 1, 2, 3 across, ability to custom size your labels and port over D-Base or other standard ASCII mail lists. This program also integrates with the Graphic Label Maker.

GRAPHIC LABEL MAKER ST

\$39.95

This package will allow you to use graphics when printing your address labels. It even gives you different types. This program will interface with both the A-Mailer and XXXXX Rated Graphic Data Disk for those unusual labels.

RAM DISK AND SPOOLER


\$39.95

Both the Ram Disk and Spooler are included in one package for one low price. They are both completely transparent to your operation. Ram Disk will even allow you to press the reset button to interrupt a running program and preserve the Ram Disk contents. The Spooler will allow you to continue to use your computer while the printer is in operation.

ST TOOLS

\$39.95

ST Tools is a complete utility package for the ST. This package is completely GEM based and mouse driven. ST Tools will allow you to do just about anything with the ATARI DISK DRIVE. Some of the options included in this program are: COPY, MOVE, EDIT, RENAME, COMPARE, UNERASE, ERASE, CHANGE STATUS, CHANGE LABEL, FORMAT, and RECOVER ERRORS. Also included are hard drive utilities.



Now Available For the S.T.

Protect Your Expensive Software

A-Copy is an easy to use backup program for your Atari ST. A-Copy copies even your protected programs fast and easy. MegaSoft will be updating this program as often as it is needed to keep A-Copy the best copy program available for the Atari ST. Updates may be requested at any time to registered owners of A-Copy for only \$15.00 plus \$3.00 for shipping & handling.

Utilities available for other systems include KeyMaster and ToolBox 64/128 for the Commodore 64/128. A-Copy and Amiga Tools for the Amiga.

COMING SOON: KeyMaster for the Apple, Atari ST TOOLS which will include hard drive utilities.

To place your order by phone (206) 687-7176 or in Canada call (705) 746-8081.

For Mail Orders:

MegaSoft LTD

P.O. Box 1080
Battle Ground, WA 98604

or in Canada:

MegaSoft Canada LTD

P.O. Box 10
Parry Sound, Ontario 92A 1P8

\$39.95

plus \$3.00 Shipping & Handling

XXXXX RATED GRAPHIC DATA DISK ST XXXXX

\$29.95

These graphics work with your Print Master or Graphic Label Maker ST. There are over 60 entertaining graphics on this disk. They can be included with anything you can make with Print Master and Graphic Label Maker ST. (labels, letterhead, banners, cards, announcements, and many more)

TELECOMMUNICATIONS PACKAGE

\$39.95

This package is a total package that includes all the features of the more expensive packages. Options include: spooling, printer dumps, phone book, 300, 1200, 2400 and 9600 baud rate, up/down load, and x-modem with remote access. Included in this package is the Wargames Auto Dialer. Wargames will help find other local computers with modems on them.

Dealer and Distributor Inquiries Invited.

Enclose Cashiers Check, Money Order or Personal Check. Allow 2 to 6 weeks for delivery.

\$3.00 S & H on all orders
Software Submissions Invited



To place your order by phone Call (206) 687-7176 or in Canada call (705) 746-8081

For mail Orders:

MegaSoft LTD

P.O. Box 1080
Battle Ground, WA 98604

or in Canada:

MegaSoft Canada LTD

P.O. Box 10
Parry Sound, Ontario 92A 1P8

OCTOBER

HARD DISKS FOR ATARI

SPECIAL
FEATURE

In recent weeks, gray metal objects the size of shoeboxes have appeared at **Antic** workstations and dramatically enhanced the way we use our Atari 8-bit and ST computers.

These deceptively blank-looking metal shoeboxes are, of course, hard disks—peripherals that open up a whole new world of power, speed and convenience for the serious Atari user.

For example, it's now a lot easier for the **Antic** Technical Staff to answer readers' I/O questions about programs from our early issues. Every 8-bit program ever published in the magazine is stored on our SupraDrive 8-bit hard disk and can be immediately accessed by a few keystrokes. And we still have almost seven million bytes of the 10-mega-byte (10Mb) hard disk left to work with.

Probably the most involved hard disk user at **Antic** is Marketing Director Gary Yost, who is in charge of the **Antic** Catalog. He has filled up 16 megabytes of his 20Mb Atari ST Hard Disk with every ST program from the catalog, all the early versions of each program, all his correspondence with the software authors and all the Tim Oren ANTIC ONLINE professional ST programming articles. Gary clicks his mouse through onscreen arrays of folders, files and menus with virtuoso speed.

So far, the most widespread use of hard disks by **Antic**

readers seems to be for operating bulletin boards. Supra says that the bulk of their sales of 8-bit SupraDrives is to BBS sysops. It's clear that hard disks are the ideal tool for sysops to make their large data libraries quickly accessible to online users.

Among the other early major purchasers are professional Atari software developers, who can compile their code a lot more quickly on hard disks. Power users who run businesses with Ataris or do a lot of work at home are also early hard disk enthusiasts.

Do you need a hard disk? Not if you're a casual Atari user who just plays a few games and writes a few letters on your computer. But if you regularly work with a large amount of data in many files, a hard disk will make your life substantially easier.

To help you decide if a hard disk is for you, the following articles provide a detailed comparison of all hard disks available for Atari 8-bits and STs at this writing. You will get a good idea of what it's like to do your daily computing with a hard disk system. Other stories explain how

hard disks work and how they were developed.

Sure, it can be aggravating to learn a new set of computing habits in order to operate a hard disk system. But so far, we haven't heard of many new hard disk owners who are eager to go back to using floppy disks exclusively.



Why you'll want one!

BY NAT FRIEDLAND, ANTIC EDITOR



THE LOWEST
PRICES

THE BEST
SERVICE

ELECTRONIC ONE *

PHONE
LINES
OPEN

10-6 E.S.T.
M-F

CALL (614) 864-9994 • P.O. Box 13428 • COLUMBUS, OHIO 43213

ATARI COMP. HARDWARE

65XE 64k COMPUTER	69.99
800XL 64k COMPUTER	69.99
130XE 128k COMPUTER	119.99

DISK DRIVES

ATARI 1050 DISK DRIVE	129.99
CENTURIAN (810)	169.99
INDUS G.T.	199.99
ASTRA (THE ONE)	249.99

PRINTERS

STAR NX10	239.99
POWERTYPE	269.99
PANASONIC 1080	199.99
PANASONIC 1091	229.99
EPSON LX 80	229.99
TRACTOR (LX80)	24.99
ATARI 1027	79.99
ATARI XM804	199.99
ATARI 1020	26.99
ATARI XM801	189.99

INTERFACES

MPP MICRO PRINT	34.99
APE FACE	34.99
U-PRINT	39.99
MPP 1150	44.99

MONITORS

SAKATA 13" COLOR	139.99
THOMPSON 14" COLOR	139.99
TENIKA MJ10	149.99
COMMODORE 1702	179.99
MONITOR CABLES	6.99
GOLDSTAR 13" COLOR	129.99

ATARI HARDWARE ACCESSORIES

US DOUBLER	49.99
1030 MODEM	44.99
XM 301 MODEM	39.99
SUPRA 1000E MODEM	34.99
ATARI LIGHT PEN	37.99
ATARI TOUCH TABLET	42.99
850 INTERFACE	99.99

ATARI COMPUTER SOFTWARE

ENTERTAINMENT

PAC MAN	3.99
STAR RAIDERS	3.99
ASTEROIDS	4.99
QIX	4.99
Q-BERT	6.99
POPEYE	6.99
FROGGER	6.99
DIG DUG	9.99
MOON PATROL	9.99
FOOTBALL	14.99
ROBOTRON	9.99
POLE POSITION	9.99
MS. PAC MAN	9.99
JUNGLE HUNT	9.99
JOUST	9.99
MILLIPEDE	9.99
CENTIPEDE	9.99
PENGO	9.99
DONKEY KONG	9.99
DONKEY KONG JR.	9.99

SPACE INVADERS	6.99
GYRUSS	6.99
MINER 2049ER	6.99
E.T.	4.99
CAVERN OF MARS	4.99
GALAXIAN	6.99
TRACK & FIELD	14.99
FINAL LEGACY	14.99

UTILITIES

PAINT	9.99
ATARI WRITER	19.99
ATARI WRITER PLUS	24.99
PAPER CLIP	29.99
HOME PACK	26.99
SYN FILE	29.99
SYN CALC	29.99
SYN TREND	24.99
SILENT BUTLER	14.99
LOGO	24.99
MICRO SOFT II	19.99

DISKS

SONY S/S D/D	7.97
BASF S/S D/D	7.97
PRECISION D/S D/D	8.97
BONUS D/S D/D	8.97
CENTECH COVER S/S D/D	8.97
DISK NOTCHER	2.97
FLIP N FILE (50)	6.97

JOYSTICKS

THE BOSS	11.97
THE BAT	16.97
3 WAY	19.97

ATARI S.T. HARDWARE/SOFTWARE

ATARI 520ST **748.00**

- COLOR MONITOR
- 360k DISK DRIVE
- BUILT-IN TOPS
- 512k KEYBOARD
- SOFTWARE

S.T. SOFTWARE

HOME PLANETARIUM	19.99
JOUST	19.99
SILENT SERVICE	29.99
VIP PROF	99.99
SUN DOG	25.99
BLACK CALUDRUM	34.99
THE PAWN	29.99
PRINT MASTER	26.99
TYPESETTER	26.99
MUSIC STUDIO	34.99
DEGAS	29.99
KINGS QUEST II	32.99
HACKER	26.99
LEADER BOARD	24.99
LITTLE COMPUTER PEOPLE	34.99
MUSIC STUDIO	34.99
COPY II ST	26.99

WE CARRY HARDWARE &
SOFTWARE FOR ATARI 2600,
ATARI 5200, ATARI 7800,
INTELLIVISION, COLECOVISION &
ALL COMPUTER SYSTEMS

HOW TO ORDER: CASHIER CHECK, MONEY ORDER, MASTERCARD* OR VISA* (ADD 4% FOR CHARGE CARDS) . . . NO PERSONAL CHECKS . . . NO C.O.D.'s . . . SHIPPED U.P.S. . . . ALL PRICES SUBJECT TO CHANGE WITHOUT NOTICE.
SHIPPING: ADD \$3.00 ON ALL ORDERS UNDER \$100.00 . . . ADD \$5.00 ON ALL ORDERS OVER \$100.00. ACTUAL FREIGHT CHARGED ON MULTIPLE ORDERS.
INTERNATIONAL: ACTUAL FREIGHT CHARGED ON ALL ORDERS OUTSIDE THE CONTINENTAL UNITED STATES INCLUDING A.P.O.
POLICIES: NO RETURNS WITHOUT A RETURN AUTHORIZATION . . . NO RETURNS UNLESS DEFECTIVE. ALL DEFECTIVES WILL BE EXCHANGED . . . NO EXCEPTIONS. PLEASE SPECIFY . . .

CALL OR WRITE FOR FREE CATALOG

CALL ELECTRONIC ONE (614) 864-9994 OR WRITE

CIRCLE 40 ON READER SERVICE CARD

13" COLOR MONITOR w/CABLE \$149

STAR DELTA IO PRINTER

160 CPS, 8K Buffer, Dual Interface (serial & parallel), Friction/Tractor, Bi-directional Logic Seeking, Hi Res. Graphics & Epson Compatible.

\$299.00

GAME CARTRIDGES - your choice \$5.00

GOLF, Wizard of Wor, Donkey Kong, Pole Position, Journey to the Planets, Rack 'Em Up & Diamond Mine

ATARI 410 CASSETTE DECK

\$19.00

MORE SOFTWARE—\$5.00 each

Touch Typing (cassette), Spanish Course (cassette), Wombats (disk), Stock Analyst & Bond Analyst

COMPLETE SYSTEM:

ATARI 130XE Computer, 1050 Disk Drive, 1027 Printer, AtariWriter, & 2 Games

\$399.00


California residents add sales tax
Minimum shipping charge \$5.00

Everything for the ATARI Systems to Parts

SAN JOSE COMPUTER
1844 Almaden Rd. Unit E
San Jose, CA 95125
(408) 723-2025

CIRCLE 121 ON READER SERVICE CARD

A REVOLUTION IN FLYING



THE MicroFlyte JOYSTICK

A unique product designed for use with FLIGHT SIMULATOR II™ to give you accurate and proportional control. Includes control Yoke, Throttle, Flaps, Brakes, Gun and Elevator trim.

OTHER FEATURES:

- Software program drivers for other Flight programs available soon
- Use with User generated BASIC programs
- Use with User generated assembly language programs

This is the **ONLY** fully proportional, continuously variable joystick control for Flight Simulator II. Now your home computer can be a truly realistic flight simulator.

"...I flew all over the map with one landing after another and no mishaps." K.C.

"...I am getting more use out of Flight Simulator now and will continue thanks to your joystick" R.T.

WARNING: Use of the MicroFlyte joystick may cause Flight Simulator addiction. Order with caution.

NOW AVAILABLE DIRECT FROM MICROCUBE

ONLY \$59.95 + \$4.00 shipping & handling
(VA residents add 4% sales tax)

Payment enclosed _____ check _____ money order

Bill my _____ MasterCard _____ Visa _____ Choice

Card # _____ Expires _____

Signature _____

Name _____

Address _____

City _____ State _____ Zip _____

Computer Model _____

MICROCUBE CORPORATION (703) 777-7157
P.O. BOX 488 M-F 9 A.M.-6 P.M. est.
LEESBURG, VA 22075 **DEALER INQUIRIES WELCOME**

Flight Simulator II is a trademark of Sublogic Corp.

CIRCLE 95 ON READER SERVICE CARD

S & S Wholesalers, Inc.

226 Lincoln Road
Miami Beach, Florida 33139

ST SOFTWARE

Kings Quest II	\$ 31.77
Homework Helper	
Math	\$ 31.77
Financial Cookbook ...	\$ 33.77
Little Computer	
People	\$ 33.77
Music Studio	\$ 36.77
Mind Shadow	\$ 28.77
Winnie The Pooh	\$ 14.77
Brataccus	\$ 27.77
Checking Account	
Manager	\$ 44.77
Rogue	\$ 23.77
D.E.G.A.S.	\$ 23.77
Habba Writer	\$ 43.77
Ultima II	\$ 17.77
Hacker	\$ 25.77
Art Gallery	\$ 18.77
Print Master	\$ 23.77
Borrowed Time	\$ 28.77
Habba View	\$ 43.77

MONITOR SPECIAL

Nec Color Monitor	\$137.77
Samsung 12" Green	\$ 47.77
Monitor Cable	\$ 4.77

OKIDATA PRINTERS

ML182, ML192, ML193	Call
ML183, ML184, 2410P	Call

MICROPROSE

Gunship	\$ 22.77
Silent Service	\$ 20.77
F15 Strike Eagle	\$ 20.77
Kennedy Aproch	\$ 19.77
Solo Flight	\$ 19.47
Acro Jet	\$ 19.47
Nato Commander	\$ 20.77
Conflict in Vietnam	\$ 21.77
Spitfire Ace	\$ 19.77

ACTIVISION

Decathlon	\$ 17.77
Hacker	\$ 17.77
Ghost Busters	\$ 17.77

INFOCOM 8 BIT AND ST

Wishbringer	\$ 24.77
Zork 1	\$ 24.77
Zork 2	\$ 27.77
Zork 3	\$ 27.77
Deadline	\$ 29.77
Starcross	\$ 29.77
Suspect	\$ 27.77
Cutthroat	\$ 24.77
Seastalker	\$ 24.77
Infidel	\$ 27.77
Sorcerer	\$ 27.77
Enchanter	\$ 24.77
Witness	\$ 24.77
Planetfall	\$ 24.77
Spellbreaker	\$ 29.77

JOYSTICKS

Kraft	\$ 7.77
Wico the Boss	\$ 11.77

BRODERBUND

Printshop	\$ 27.77
Graphics Lib 1/2/3	\$ 15.77
Bank St Writer	\$ 32.77
Karateka	\$ 17.77

SUBLOGIC

Flight Simulator 2	\$ 31.77
Night Mission Pinball ..	\$ 19.77

BATTERIES INCL.

Home Pak	\$ 32.77
B-Graph	\$ 25.77
Paperclip	\$ 39.77

ATARI ST SYSTEMS

• 1040 ST Color	Call
• 1040 ST Monitor	Call
• 520 ST Color	
• 520 ST	
• 354 Disk Drive	
• 1224 Monitor	
• Mouse	
• 2 Programs	\$737.77
• 520 ST Monochrome	
• 520 ST	
• SC 1224 Monitor	
• Mouse	
• 354 Disk Drive	
• 2 Programs	\$499.77
SF 314 Drive	\$199.77
SF 354 Drive	\$189.77
SM 804 Printer	\$199.77

ATARI 128K WORD PROCESSING SYSTEMS

• Atari 130 XE 128K Computer	
• Atari 1050 Disk Drive	
• Atari 1027 Letter Quality Printer	
• Atari Writer plus Word Processing Programs	
• 2 Other Programs ...	\$379.77

ATARI 64K SYSTEMS

• Atari 65XE 64K Computer	
• Atari 1050 Disk Drive	
• Atari 1027 Printer	
• Atari Winter plus	
• 2 Other Programs ...	\$337.77

ATARI HARDWARE

130 XE Computer	\$119.77
1050 Disk Drive	\$127.77
XL 301 Modem	\$ 37.77
65 XE Computer	\$ 87.77
1027 Printer	\$117.77
Atari Light Pen	\$ 37.77

* ATARISOFT CLOSEOUTS *

Bookkeeper	\$ 17.77
Juggles House	\$ 4.77
Juggles Rainbow	\$ 4.77
Star Raiders	\$ 4.77
Caverns of Mars	\$ 4.77
Graph It	\$ 4.77
Atari Music I	\$ 5.77
Atari Music II	\$ 6.77
Macro Assembler	\$ 12.77
Oix	\$ 7.77
Visicalc	\$ 27.77
Atariwriter plus	\$ 29.77
Silent Butler	\$ 19.77
Paint	\$ 17.77
Home Filer mgr	\$ 12.77
Family Finances	\$ 12.77

VIDEO DIGITIZER FOR ST

Color Video Digitizer for Atari 520-1040 ST	\$177.77
---	----------

FOR ALL ATARI 8 BITS SPECIAL WORD PROCESSOR AND DATA BASE

- Text pro/Data pro by Cosmi ST
- Menu driven
- 80 character edit
- Full processing & data base capabilities

SYNAPSE

Synfile plus	\$ 32.77
Syncala	\$ 32.77
Syntrend	\$ 32.77
Syncom	\$ 27.77
Templates	\$ 14.77
Synchron	\$ 27.77

1-800-233-6345 ORDERS ONLY
IN FL (305) 538-1364
9 AM - 6 PM est MON-FRI

CIRCLE 127 ON READER SERVICE CARD

Tokyo for \$19.95


東京

In the continuing evolution of scenery, SubLOGIC introduces the Japan and San Francisco Bay Area Scenery Disks for Flight Simulator II.

- Tokyo to Osaka is a comfortable 240-mile flight. The natural beauty of the Japanese coastline and mountain ranges complement the standard cross-country details.
- The beautiful San Francisco Bay Area "Star" Scenery Disk is perfect for concentrated sight-seeing.
- For the cross-country adventurer, our standard Western U.S. scenery (Disks 1-6) contains major airports, nav-aids, cities, highways, rivers, lakes, and mountains.

SubLOGIC Scenery Disks are available individually for \$19.95. The six-disk Western U.S. set is available for \$99.95. See your dealer, or write or call SubLOGIC for more information.

subLOGIC
Corporation
713 Edgebrook Drive
Champaign IL 61820
(217) 359-8482 Telex: 206995
Order Line: (800) 637-4983
(except in Illinois, Alaska, and Hawaii)



CIRCLE 126 ON READER SERVICE CARD



INSIDE A HARD DISK

*"Like flying a Boeing 747
six inches above the ground"*

BY PATRICK BASS, ANTIC ST PROGRAM EDITOR

Unlike floppy disks, a single hard disk can scan millions of bytes of information in seconds. While floppy disks and hard disks essentially do the same job—storing information—the hard disk goes about it in a completely different way.

FLOPPY VS. HARD

A floppy disk is much like a thin, limp phonograph record covered with the same kind of material as recording tape. To read and write information to a floppy disk, a read/write (R/W) head is lowered onto the disk surface while it spins. Because the head physically touches the disk, friction becomes a factor in determining how fast we can spin the disk—and thus how fast we can access its information. Floppy disks typically spin at about 300 revolutions per minute (rpm).

A hard disk is another creature entirely. To start with, as the name implies, we have a hard disk on which to store information, as opposed to a floppy disk in a stiff paper cover.


Typically the hard disk is an aluminum platter covered with a very thin coating of magnetic recording material. It also spins much faster, with some drives rotating as fast as 3,600 rpm. For a 5-1/4-inch disk, this is roughly 56 miles per hour. By comparison, a 12-inch phonograph record spinning at 33-1/3 rpm travels 1.9 miles per hour.

This is much too fast for the R/W head to touch the disk. Friction would soon burn up the entire drive mechanism. Therefore, the hard disk's R/W head *cannot* be allowed touch the disk at all. And here's how the head reads and writes to the disk without touching it.

**HARD
DISKS
FOR
ATARI**

GAS & MAGNETISM

Most hard disks function inside com-
continued on next page

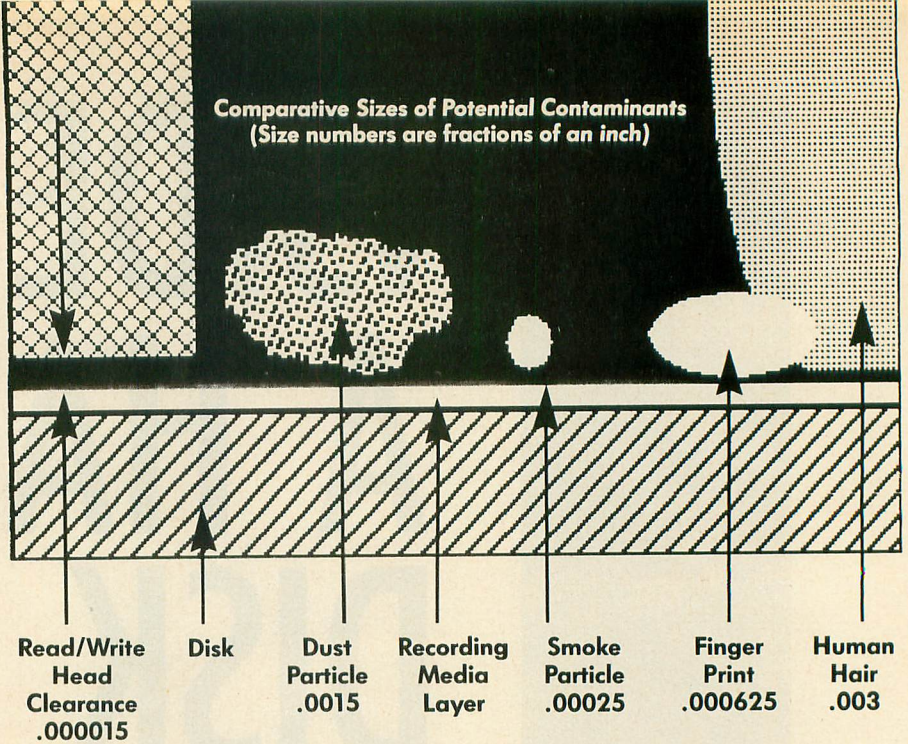


Mary Rhomberg Lavery

pletely sealed cases that are filled with inert gas. A few hard disks "breathe" by drawing in air and filtering it, then exhausting the spent air.

When a physical object moves through a gas, some of that gas "sticks" to the object and moves along with it. As the hard disk spins, it sets up a very thin layer of gas that spins with it along the face of the disk. The R/W head in a hard disk drive is manufactured to take advantage of this thin layer of gas trapped right next to the spinning disk. The gas gets stuck in front of the R/W head and some of it is channeled underneath the head, forcing the head to "fly" above the surface of the hard disk.

Information is stored on disks as magnetic patterns. And as you move away from a magnet, the strength of the magnetic field falls very quickly. There are electronic formulas that precisely predict this drop-off. So although the hard disk R/W head can't touch the disk itself, in order to store and retrieve information reliably we must place the head as close to the disk as possible.



The distance between the head and hard disk is so microscopic that virtually any object is larger. For example, no doubt you sometimes have needed to blow away a stray hair from the surface of a floppy disk. But if the distance between the hard disk and the R/W head was scaled *up* to one

inch, the diameter of a typical human hair would be over 16 feet!

Maybe while you removed the stray hair, you even blew cigarette smoke on the disk. At this scale, the smoke particles would range from a half inch to six inches across. If we allowed the cigarette smoke to actually touch the hard disk, some of it would become trapped between the head and the disk and cause scratches.

Just to get an idea of the precision and speed involved, picture a Boeing 747 flying at 600 miles per hour—six inches off the ground!

What would happen if the plane flew into the ground? No doubt it would be something like what happens during a "head crash" on a spinning hard disk. If for any reason the head touches the surface of the spinning disk while in operation, data will almost surely be destroyed from friction heat, which scrambles magnetism. In fact, the crash might be so violent that a physical scratch is gouged out of the disk surface. This renders the disk unusable and will cost mucho dollars to repair.

Therefore, any hard disk user should keep two things firmly in mind. First, treat your drive *very* gently and keep the head in lock position when you're not operating the disk. And second, make a floppy disk back-up of *every* hard disk file you wouldn't want to lose.

COPY II ST™

BACKUP PROTECTED SOFTWARE FAST.

From the team who brought you COPY II PLUS (Apple), COPY II PC (IBM) and COPY II MAC (Macintosh) comes a revolutionary new copy program for the Atari 520 and 1040 ST computers.

- Copies many protected programs—automatically. (We update COPY II ST regularly to handle new protections; you as a registered owner may update at any time for \$15 plus \$3 s/h.)
- Supports single and double sided drives.
- Includes both a fast sector-based copier and a true bit copy mode for protected disks.

Requires an Atari 520 or 1040 ST computer with one or two drives.

Call 503/244-5782, M—F, 8—5:30 (West Coast time) with your in hand. Or send a check for \$39.95 U.S. plus \$3 s/h, \$8 overseas.


\$39.95

Central Point Software, Inc.
9700 S.W. Capitol Hwy. #100
Portland, OR 97219

Central Point
Software
INCORPORATED

Backup utilities also available for the IBM, Apple II, Macintosh and Commodore 64.
This product is provided for the purpose of enabling you to make archival copies only.

CIRCLE 070 ON READER SERVICE CARD



USE THE BRAINS YOUR ATARI WASN'T BORN WITH.

Right at your fingertips in CompuServe's Atari® Forums.

Our Atari Forums involve thousands of Atari users worldwide. These forums show you just how easy and how much fun it is to get the most from your Atari computer.

The **Atari 8-bit Forum** provides the chance to talk with Atari enthusiasts on all levels. You'll learn all kinds of useful information from all kinds of interesting people. It's the leading national Atari Forum.

Devoted exclusively to users of the ST-series, the **Atari 16-bit Forum** provides programs, textfiles, assistance, product reviews, transcripts of online conferences and more.

The **Atari Developers Forum** is the authorized distribution area for all updates to Atari's registered software developer's kit for both the 8-bit and 16-bit

Atari Computers. Members may access conferencing channels, data libraries, free programs and software.

Easy access to free software.

- Download first-rate, non-commercial user-supported software and utility programs.
- Take advantage of CompuServe's inexpensive weeknight and weekend rates (when forums are most active, and standard online charges are just 10¢ per minute).
- Go online in most major metropolitan areas with a local phone call.
- Receive a **\$25.00 Introductory Usage Credit** when you purchase your CompuServe Subscription Kit.

Information you simply can't find anywhere else.

Use the Forum Message Board to exchange mail with fellow members. Join ongoing, real-time discussions in a Forum Conference with Atari luminaries like Sam Tramiel and Bill Wilkinson. Scan Forum Data Libraries for free software, documentation and contributions from Atari enthusiasts.

Enjoy other useful services too, like electronic editions of your favorite magazines, newsletters and articles, including ANTIC, Family Computing, OMNI Online, and Electronic Gamer.™

All you need is your Atari computer and a modem... or almost any other personal computer.

To buy your CompuServe Subscription Kit, see your nearest computer dealer. Suggested retail price is \$39.95. To receive our free brochure, or to order direct, call 800-848-8199 (in Ohio, call 614-457-0802). If you're already a CompuServe subscriber, just type GO ATARI at any ! prompt and see what you've been missing.

CompuServe®

Information Services, P.O. Box 20212
5000 Arlington Centre Blvd., Columbus, Ohio 43220

800-848-8199

In Ohio, call 614-457-0802
An H&R Block Company



12

GIFTS TO GIVE YOUR FAVORITE ATARI USERS

This year, shop the easy way. No need to stand in line! You will save time, energy and money—and give pleasure every month when you give subscriptions to Antic, the #1 Atari Magazine.

Just order the first subscription (or renewal) at the regular rate and

then save almost 30% on all the others. (Come to think of it, now's the time to give yourself the Action Edition with disk. You deserve it! No more tedious typing— just load and go!)

We will send a hand-addressed card announcing your gift in plenty of time

for the Holidays. What could be easier?

And, since it's the Season, we have a gift for you when you order: The Best of Antic, an anthology of the best games, articles and programs from earlier Antics.

TEXT SIDEWINDER

Eye-catching horizontal display

Text Sidewinder displays your text as a horizontal banner flowing across the screen. You can use it as a stand-alone or insert it into your own programs. This short BASIC program works on all 8-bit Atari computers of any memory size, with disk or cassette.



If you ever wanted to program an eye-catching horizontally scrolling video text display for a

user's group booth or in-store use, Text Sidewinder should be just the thing for you. This program floats a multi-colored message across the screen—as much as 2,500 characters long. Experienced BASIC programmers can easily convert Text Sidewinder into a subroutine for their own larger programs.

The SideWinder display can be in either Graphics 0 for standard-size characters, Graphics 1 for double-sized characters, or Graphics 2 for even larger characters. The program takes your message—entered as DATA statements at the bottom of your program—and places it into a long character string, which it then slides across your screen.

USING THE PROGRAM

Type in Listing 1, SCROLLER.BAS, check it with TYPO II and SAVE a copy before you RUN it.

The banner's speed is displayed in a window on the screen. Lines 50 to 60 contain the timing loop that controls this speed. Pressing the Spacebar gradually cycles the banner speed to a peak of 10 and then resets it back to 150. If a steady speed is what you want, delete lines 55-60 and change line 50 to:

```
50 FOR R=0 to TIME:NEXT R:RETURN.
```

In line 630, "TIME=150" can be varied to change the default speed setting. The routine which displays the banner is in lines 1000 to 1020.


DATA statement lines 4000 to 4010 contain your message. If you follow


the rules below, you can type in your own words and change the colors.

In Graphics 1 or 2, upper case letters (capitals) in the DATA statements show up orange, and lower case becomes green. Upper case/inverse is blue and lower case/inverse becomes pink. These are the default color settings in those graphics modes. To experiment with different colors, try typing commands such as SET-COLOR 2,3,4. (For the SET-

*COLOR chart showing all 128 available default colors in the graphics modes, see Chapter 8 of Lon Poole's book, **Your Atari Computer**, \$17.95 from Osborne/McGraw-Hill, Berkeley;—ANTIC ED)*

No commas should be used to separate text in the DATA statements. In order to show up properly on the screen, words should be split at the end of each DATA statement. Spaces cannot be added at the beginning or end of DATA statements. To understand this format better, observe how the sample text is handled in lines 4000-4010.


Jess Engelhart lives in London, Ontario, and is currently working on a communications program for the handicapped, featuring the Covox Voice Master. Listing on page 90 



DISCOUNT SOFTWARE

ATARI 520 ST HARDWARE

520 ST CPU W/MODULATOR
MOUSE & SOFTWARE
SF 354 3 1/2" SS/DD Disk Drive
SF 314 3 1/2" DS/DD Disk Drive
SM 124 12" Monochrome Monitor
SC 1224 12" RGB Color Monitor
SH 204 20 Meg. Hard Drive



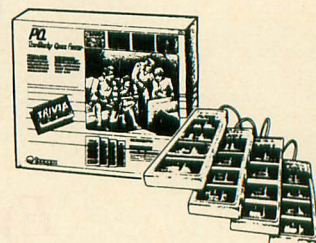
CALL FOR PRICES!!
INDIVIDUAL ITEMS OR PACKAGES

CALL ON THESE AND OTHER PRODUCTS
WE CARRY A COMPLETE LINE OF SOFTWARE AND HARDWARE

EARLY BIRD CHRISTMAS SPECIALS

SUNCOM
P.Q. PARTY QUIZ
ONLY
\$14⁹⁵

ATARI (8-BIT)



ST TOP HITS

Ballyhoo	\$ 29
Black Cauldron	\$ 29
Borrowed Time	\$ 34
Copy II	\$ 32
Computer Baseball	\$ 29
Degas	\$ 29
Easy Draw	\$119
FAST/Basic-M	\$ 99
FAST "C"	\$109
FAST/FORTAN	\$109
FAST/PASCAL	\$109
Financial Cookbook	\$ 39
Flight Simulator	\$ 29
Hacker II	CALL
Hippo "C"	\$ 59
Hitchhiker's Guide to the Galaxy	\$ 29
Homework Helper/Math	\$ 35
Jet	\$ 29
Joust	\$ 24
Leaderboard Golf	\$ 29
Tournament Disk	\$ 14
Mind Forever Voyaging	\$ 35
Mind Shadow	\$ 39
Music Box	\$ 39
Music Studio	\$ 39
N-Vision	\$ 29
Pawn	\$ 34
Planetarium	\$ 24
Paintworks	\$ 49
P.C. Board Designer	\$269
Phantasia	\$ 29
Print Master	\$ 29
Art Gallery I	\$ 24
Art Gallery II	\$ 24
Rogue	\$ 25
Rubber Stamp	\$ 29
Silent Service	\$ 29
Starglider	\$ 34
Temple of Apshai Trilogy	\$ 27
Thunder	\$ 29
Time Bandits	\$ 29
Treasure Island	\$ 29
Typesetter	\$ 29
Ultima III	CALL
Universe II	\$ 54
VIP Professional	CALL
Winnie The Pooh	\$ 19
Winter Games	\$ 29
World Games	\$ 29

XL/XE TOP HITS

Battle of Antietam	\$30.00
USAAF	\$35.00
M.U.L.E.	\$11.95
One On One	\$11.95
Seven Cities of Gold	\$11.95
Silent Service	\$29.00
Touchdown Football	\$11.95
Chessmaster 2000	\$29.00
F-15 Strike Eagle	\$25.00
Music Studio	\$27.00
Print Shop	\$35.00
Graphic Library	
I, II & III	ea. \$18.00
Print Shop Companion	\$28.00
Temple of Apshai Trilogy	\$26.00
Flight Simulator II	\$39.00
Scenery Disk	ea. \$16.00
Karateka	\$24.00
Nam	\$29.00
Super Bowl Sunday	\$22.00
Koronis Rift	\$26.00
Moviemaker	\$39.00
Kampfgruppe	\$35.00
Paperclip	\$44.00
B/Graph	\$29.00
Computer Quarterback	\$24.00

XL/XE HARDWARE

130 XE Package	\$379.95
130 XE Computer	
1050 Disk Drive	
1027 Printer	
5 Pieces of Software	
130 XE Computer	CALL
800 XL Computer	CALL
1050 Disk Drive	CALL
1025 Printer	CALL
1020 Printer	\$24.95
XM 301 Modem	\$41.00
1010 Recorder	\$44.00
410 Recorder	\$15.00

DUST COVERS

520 ST Computer	\$7.00
SF 354 Disk Drive	\$7.00
SF 314 Disk Drive	\$7.00
Mouse House	\$5.50
Mouse Mat	\$7.50
130 XE Computer	\$7.00
1050 Disk Drive	\$7.00
1025 Printer	\$7.00
1027 Printer	\$7.00
800 XL Computer	\$7.00

ATARI SOFTWARE

Atari Lab Light Module (R)	\$29
Atari Lab Starter Kit (R)	\$36
Asteroids (R)	\$ 7
Atariwriter (R)	\$29
Atariwriter Plus (D)	\$39
BASIC (R)	\$ 9
Basketball (R)	\$ 7
Caverns of Mars (R)	\$12
Defender (R)	\$ 7
Dig Dug (R)	\$12
Donkey Kong (R)	\$12
Donkey Kong Jr. (R)	\$12
Galaxian (R)	\$ 7
Home Filing Manager (D)	\$24
Joust (R)	\$12
Jungle Hunt (R)	\$12
Invitation to Programming #1 (C)	\$ 6
Invitation to Programming #3 (C)	\$ 6
Macro Assembler (D)	\$23
Mickey in the Great Outdoors (D)	\$12
Microsoft Basic II (D & R)	\$21
Millipede (R)	\$12
My First Alphabet (D)	\$ 7
Ms. Pac Man (R)	\$12
Pac Man (R)	\$12
Proofreader (D)	\$15
Robotron: 2084 (R)	\$12
Skywriter (R)	\$12
Star Raiders (R)	\$ 7
Super Breakout (R)	\$ 7
Touch Typing (C)	\$ 7
Track & Field (R)	\$25
Visicalc (D)	\$21
ARCADE CHAMP KIT	\$19.95
ATARI EDUCATOR KIT	\$29.95
BASIC TUTOR KIT	\$24.95
BOOKKEEPER KIT	\$49.00
ENTERTAINER KIT	\$ 9.95

ATARI POWER PACKS

REPLACEMENT TRANSFORMER

FOR 800/600/400, 810, 1050,
1200 XL & 1020ea. \$4.95

DATASOFT

Pooyan D/C	\$5.95
Moon Shuttle D/C	\$5.95

ATARI, INC. EDUCATIONAL DOS

PRIMARY	
Juggle's Rainbow (C)	\$5.00
Juggle's House (C)	\$5.00
BOTH FOR ONLY	\$8.00
ELEMENTARY	
Hangman (C)	\$5.00
States & Capitals (C)	\$5.00
BOTH FOR ONLY	\$8.00
ADULT	
Statistics I (C)	\$ 5.00
Speed Reading (C)	\$10.00
BOTH FOR ONLY	\$12.00

MINDSCAPE

Tinka's Mazes	\$6.95
Tuk Goes to Town	\$6.95
Tonk in Land of Buddy Bots	\$6.95
Tink's Adventure	\$6.95

RIBBONS

Atari 1025 (Black)	\$2.50
Atari 1025 (Color)	\$3.50
Atari 1027 Ink Rollers	\$5.00
Panasonic 1091	\$8.50
Okimate 10 (Color)	\$6.00
Star Gemini Black	\$2.50
Star Gemini Color	\$3.50
Atari 1020 Pens (Black)	\$2.50
Atari 1020 Pens (Color)	\$3.00

DISKS

3 1/2" Sony DSDD	\$39.00
3 1/2" Sony SSDD	\$25.00
5 1/4" Polaroid SSDD	\$13.95
5 1/4" Polaroid DSDD	\$15.95
5 1/4" Bonus SSDD	\$ 8.00
5 1/4" Bonus DSDD	\$10.00

PRINTERS

OTHERS AVAILABLE - PLEASE CALL

STAR - NX-10	\$279.00
EPSON - FX-85	\$399.00
PANASONIC - 1091	\$229.00

ALL TITLES ON DISK UNLESS MARKED (R) FOR ROM CARTRIDGE

Order Line

1-800-282-0333

ORDERS ONLY! Sales Personnel Do
Not Have Information on
Previous Orders or Product Specs.

WE CHECK FOR STOLEN VISA & MASTERCARD

M-F 10 a.m.-8 p.m.; Sat. 10-3 ET

37 S. Broad Street, Fairborn, OH 45324

Customer Service
& Ohio Residents
1-513-879-9699

AD #AT-106



SOFTWARE ONLY - Prepaid orders over \$50 receive free shipping via UPS in continental U.S. Please add \$2 orders under \$50. HARDWARE and all orders requiring shipment via U.S. Post Office are subject to additional freight charges. Add \$5 for COD orders. VISA/MasterCard orders add \$2 service charge. Ohio residents add 5.5% sales tax. Personal checks require a three-week waiting period. No waiting when paid by credit card, certified check or money order. All items subject to availability and price change. PLEASE CITE AD NUMBER WHEN ORDERING. ALL RETURNS MUST BE ACCOMPANIED BY AN AUTHORIZATION NUMBER.



Atari BACK-UP!

We specialize in Atari®
Hardware & Software copy systems.

THE 1050 DUPLICATOR™
*The most powerful
disk drive copy system
ever developed for the ATARI™*


NEW! 3.0
IMPROVED SOFTWARE
WITH MORE COPY POWER
NOW AVAILABLE

- **The main purpose of the Duplicator is to copy disks!** You will be able to copy just about any disk! The copies you make will run on any Atari drive. **Copies made with the Duplicator will run on any disk drive, unlike our competition whose copies will only run on their own drives.** The Duplicator is fully automatic. You need only insert source and destination disks. Custom formats will be read and in turn reproduced on the backup copy disk. Our device will reproduce any custom format or heavily copy guarded scheme, bad sectors, double sectors, 19 through 24 sector formats will present no problem to the Duplicator.

- **You will still have single density, density and one half, and double density.** When you have a Duplicator installed in a 1050 drive that drive will be turned into true double density. You will have twice the disk storage. Your drive will be compatible with other double density drives as The Rand Indus. Percom, etc.

- **High speed read & write.** Your disk drive will read and load all of your software, saving wear and tear on your drive. The 1050 drive now reads one sector at a time. This is slow and inefficient. With the Duplicator installed you will read eighteen sectors in the time it takes standard, unenhanced drives to read one.

- **User friendly disk software will be included with every Duplicator.** A simple, menu driven program will allow you to copy all of your software. A Duplicator enhanced drive will be a SMART drive. We plan to write many new and exciting programs that can only be run on an enhanced drive, eg. sending a copy-guarded disk over the phone. Since the drive is now fully programmable, future upgrades can be made available to you on disks, should the need arise. No further hardware changes will ever be needed. The Duplicator comes with a full hardware and software guarantee.



* Duplicator price may increase due to component shortage and price increases.

Only **\$149⁹⁵**

Plus \$3.50 for Shipping & Handling. Add 7% Outside U.S.A.

* N.Y. State Residents add 7% Sales Tax

Dealer Inquiries are welcome, call for quantity price quote.

HARDWARE POWER

Fully Compatible with the XL & New XE Series.

THE HACKER'S TREASURE CHEST ON Disk

18 Utility Programs on disk. Each program is specifically designed to aid you in backing-up your software collection. You will be able to duplicate disks, cartridges and cassettes. Any one program is worth the price of all 18. It has taken us over one year to put together this fine collection on the **Hacker's Treasure Chest** disk. Some of the programs you will receive are: **Cartridge Copy, Boottape Maker, Tape to Disk, Sector Copy, The Unprotector, Sector Disassembler, Bad Sector Finder, Modem Program...** plus more. All of these programs plus 10 more on this disk. You will also receive a **menu** that will run basic and binary files just by typing the number of the program. Any file on any disk will load automatically from this menu. ALL FOR ONLY

\$34⁹⁵

Plus \$3.50 Shipping
Add 7% Outside U.S.A.

DENSITY "DOUBLER" 1050

DOUBLE THE POWER... TRIPLE THE SPEED...

Get TRUE double density, full compatibility with any DOS. Now store twice as much data on each disk. Read and write up to 3X faster in single or double density (Whole Track Buffering). Includes ultra-speed software, simple plug-in PC board. No soldering or cutting required.

\$59⁹⁵

Plus \$3.50 Shipping
Add 7% Outside U.S.A.



"Constantly Working on New Products and Software."

**DUPLICATING
TECHNOLOGIES inc.**
Formerly Gardner Computing

99 Jericho Tpke., Suite 202 Jericho, N.Y. 11753

TECHNICAL INFO ONLY (516) 333-5504, 5712

WEEKDAY ORDERS ONLY (516) 333-5805

EVE. & WKEND. ORDERS ONLY (516) 333-5950



TERMS: We accept American Express, Visa, MasterCard and C.O.D. orders. Foreign orders must be in U.S. dollars. All personal checks allows 14 days to clear. Shipping: 7-10 days

Take control of a panic-stricken snake and get ready for one of the fastest-moving BASIC action games you have ever played. Ssssnake!!! works on all 8-bit Atari computers having at least 32K, with disk or cassette.

It's midnight. It's starting to rain, and poor Hector the Snake has been caught napping in a dark corner of Farmer Brown's yard. Now, Hector does not like to get wet. He knows the rain makes the poisonous blue mushrooms grow and the giant blue pinch bugs pop their heads out of the ground. So he's frantic to escape through the exit gate. Your job: Don't let him—because he'll never make it out alive.

The problem is that this silly snake will eat anything under his nose when he's in such a frightened state. Use the joystick to steer Hector and keep him as healthy as possible. It won't be easy: this is one big, fast, squirmy snake.

Blue mushrooms contain a poison that affects his night vision, drains his energy and slows his pace. Fortunately, the rain also brings out the the good, yellow mushrooms and glow worms. Yellow mushrooms are the only cure for blue food poisoning.

Oh yes—Hector can stay dry by eating the raindrops. But if Hector carelessly bites himself, more raindrops fall,

SSSNAKE!!!

Help a fright-crazed reptile survive

BY CHET WALTERS

confusing him and making him shrink. However, now and then some new snakeskin appears (flashing like Hector's tail), and eating it makes him grow. Unfortunately, deadly pinch bugs like fresh snakeskin, too. If he eats one of these blue bugs, it will steal half of Hector's remaining energy.

HECTOR'S PROBLEMS


Ssssnake!!! has 15 difficulty levels, divided into three stages of five levels each. In Stage 1, it only rains when Hector bites himself, energy drains at only two points per second when he's poisoned, and bumping the fence only makes mushrooms grow.

In Stage 2, Hector loses three energy points per second, and eating blue food or bumping the fence makes him shrink. Stage 3 is the electric fence. If Hector bumps it, he shrinks *and* it rains. He also loses four energy points per second when poisoned. At the start of each level, Hector gets different amounts of energy points and it rains a little harder.

If Hector can eat all of the raindrops before he falls below 250 energy points, he gets a double bonus. However, if he gets below 50 while raindrops remain, he turns a sickly green and a danger signal sounds. At zero energy, or if Hector

continued on next page

**JOIN
CompuClubTM
and receive
the
attention
you deserve.**



- ⌘ Receive our **disk** based catalog and pricebook.
- ⌘ Buy from people who specialize in ATARI exclusively.
- ⌘ Receive our 8 pg. newspapers 9 times a year filled with critiques, special tips, and classified ads.
- ⌘ Get at least 25% off **all** titles (and often more!).
- ⌘ Receive consistant low prices and prompt, knowledgeable service.
- ⌘ Choose from over 1,500 software items.

**JOIN
CompuClubTM**
Where Atari owners belong.

To join by phone
call toll free **800-MY-ATARITM**
In Mass. call 617-879-5232
Please have credit card number ready!
Or return this coupon with \$5.00*

YES, I want to be a preferred customer of CompuClubTM. Rush me my catalog and price book. Enclosed please find my \$5.00 registration fee.

Please make check payable to CompuclubTM

Payment enclosed ☐ check ☐ money order

Bill my ☐ Mastercard ☐ Visa Expires _____

ID# _____

Signature _____

Name _____

Address _____

City _____ State _____ Zip _____

Atari Model _____

Hours: Mon. - Fri. 11:00 AM - 7:00 PM Eastern time
Answering services after hours
CompuClubTM, P.O. Box 652, Natick MA 01760

*Overseas membership \$25.00 per year

⌘ Atari - Trademark of Atari Corporation

CIRCLE 21 ON READER SERVICE CARD

shrinks down to one or two body sections, the round ends and he gets a bonus of the remaining energy plus ten points for each body section left. If he clears the screen of all raindrops, the reward also includes extra points for all that remains on the screen. Energy points are displayed at the bottom of the screen. Any key pauses the game and [START] will go to the title screen.

TYPING IT IN

Type in Listing 1, SNAKE.BAS, check it with TYPO II and SAVE a copy before you RUN it. BEGINNING PROGRAMMERS: Make sure you type in *every* line—even the REM statements—and *don't* renumber the program. The game won't work unless you type in the listing exactly as published.

(Please note that Sssnake!!! was written by a professional programmer who used many BASIC "shortcuts" which Antic does not recommend to readers. These shortcuts include self-modifying routines, program lines that GOTO REM statements and GOTO statements which reference variables instead of numeric constants. The resulting code becomes unnecessarily difficult to trace and troubleshoot.—ANTIC ED)

SOME HINTS

Erosion in Farmer Brown's yard makes the raindrops fall in straight lines. Have Hector choose a long line of drops and eat them all in a row. Since yellow mushrooms are the *only* cure for blue food poisoning, it's not wise to eat them just for points. And don't let Hector too near the gate.

Although Sssnake!!! is programmed entirely in BASIC, Hector may be too fast for you. You can slow him down by inserting a delay loop into line 20, before the [START] key check. The line might look this with a delay loop:

```
20 FOR X=1 TO 100: NEXT X: IF PEEK (53279)=N6 THEN 2000
```

To make more yellow mushrooms (variable GM) grow on each screen, change one of the 420's and one of the 430's to 440's in the ON 23*RND(0) GOTO statement in line 415.

I still haven't told you everything about the game, though. There are a few surprises left, so keep on your toes.


Chet Walters' Non-Standard Magic company in Girard, Ohio is the publisher of Picture Plus, Lister Plus and Journal Plus. His Amazing Card Shuffler program appeared in the July issue of Antic.

Listing on page 91



ATARI SPECIALISTS

ATARI 65XE




2 Free Programs!
\$8999
CALL FOR PACKAGE!

520ST SYSTEM PACKAGE

MONOCHROME
SYSTEM

\$54900




COLOR
SYSTEM

\$74900

COMPLETE SYSTEM PACKAGE INCLUDES:
 520ST computer with modulator, disk drive, mouse, logo, Basic, 1st Word, and monochrome or color monitor.
 1040 USERS PLEASE CALL!


ATARI 130XE



2 Free Programs!
\$12900
CALL FOR PACKAGE!

ATARI 1050

DISK DRIVE
DOS 3.0



\$12900

INDUS
ATARI GT DISK DRIVE
\$18900

TAXAN 220



**14" Color
Composite
MONITOR**

\$16900

AXLON Close-Out

C.M.O. Exclusive

32K RAM Boards....**\$2999**

48K RAM Boards....**\$3999**

128K RAM Disk...**\$11999**

We bought the entire inventory from Axlon!

**ATARI 410
CASSETTE**

2 for \$999

ATARI 1020

Color Printer

\$2999

ATARI 1027

Letter Quality
Printer

\$11900

MODEMS

ATARI XM301.....\$39.99

ATARI 835.....\$29.99

Digital Devices

U-Call Pocket Modem.....**\$99.99**

Anchor Volksmodem.....\$59.99

Anchor Volksmodem 1200.\$139.00

Supra 1000E.....\$49.99

Supra 1200AT.....\$159.00

Supra 1200ST.....\$159.00

INTERFACES Digital Devices

Ape Face.....**\$3999**

U-Print A.....**\$4999**

U-Print 16K.....**\$5999**

ICD PR Connection.....\$5999

Supra Micro Print.....\$3999

Supra 1150.....\$4999

Supra 1151 (1200XL).....\$4999

ATARI 850 INTERFACE



\$109.00

Order No. AA850

DISKETTES

Nashua 5 1/4" SS/SD (10).....**\$899**

Maxell 3 1/2" SS/SD (10).....**\$1899**

Maxell 5 1/4" SS/SD (10).....**\$1199**

Sony 5 1/4" SS/DD (10).....**\$999**

Sony 3 1/2" SS/DD (10).....**\$1899**

Amaray Disk Tubs (3 1/2" or 5 1/4").....**\$999**

New Factory-Sealed Fall Special ATARI ROMS

- Ms. PacMan
- Tennis
- Star Raider
- Asteroids
- PacMan
- Galaxian
- Pole Position

**YOUR
CHOICE
\$599
ea.**

- Donkey Kong
- E.T. Phone Home
- Missile Command
- Defender
- Centipede
- Qix

ATARI Cassette Specials

YOUR CHOICE \$399 each

- Kingdom
- Mail List
- Black Jack
- Programming 2
- Biorhythm
- Hangman
- Mortgage & Loan Analysis
- Energy Czar
- Scram
- Mickey in the Great Outdoors

Atari ROM Specials

- AA4005 Video Easel
- AA4008 Space Invaders
- AA4011 Star Raiders
- AA4012 Missile Command
- AA4013 Asteroids
- AA4024 Galaxian
- AA4025 Defender
- AA8030 E.T. Phone Home
- AA8039 Eastern Front

**YOUR
CHOICE**

\$299 ea.

**ROMS
ONLY**

COMPUTER MAIL ORDER

CALL TOLL-FREE 1-800-233-8950

**TELEX:
5106017898**

477 East Third Street, Dept. B610, Williamsport, PA 17701



POLICY: Add 3% (Minimum \$7.00) shipping and handling. Larger shipments may require additional charges. Personal and company checks require 3 weeks to clear. For faster delivery use your credit card or send cashier's check or bank money order. Pennsylvania residents add 6% sales tax. All prices are subject to change and all items are subject to availability. Defective software will be replaced with the same item only. Hardware will be repaired or replaced at our discretion within the terms and limits of the manufacturer's warranty. We cannot guarantee compatibility. All sales are final and returned shipments are subject to a restocking fee.

1-800-268-3974
Ontario/Quebec

1-800-268-4559
Other Provinces

CANADIAN ORDERS

All prices shown are for U.S.A. orders.
Call the Canadian Office for Can. prices.

1-416-828-0866
In Toronto

Telex: 06-218960
2505 Dunwin Drive,
Mississauga, Ontario
Canada L5L1T1



SUPRADRIVE FOR 8-BIT ATARIS

10 million bytes at your fingertips

The **SupraDrive** 10 megabyte (10Mb) hard disk for 8-bit Atari computers delivers *fast* access to the equivalent of over 100 floppy disks at the touch of a key. Our **Antic** 10Mb SupraDrive contains every 8-bit program ever published in the magazine—with more than seven

megabytes still available for more data.

The system's controller board is encased in a long plastic box, roughly the size of a paperback book, which plugs into the parallel bus port on Atari XL and XE computers. A 50-conductor ribbon cable and a four-conductor power

cable (each cable about 30 inches long) connect the controller board to the gray metal SupraDrive, which is approximately the size of a small

shoebox and weighs 8-1/2 pounds. The controller board comes with its own parallel bus port so it can be "daisy chained" to other compatible peripherals.

If you own a 130XE, you'll need the \$16 XE adaptor that plugs the controller board into the XE's parallel bus port *and* cartridge slot. This adaptor has its own cartridge slot, permitting use of cartridge software with the SupraDrive.

When running, the drive makes a gentle whine. During disk access, it emits a faint "blooping" noise. The system is designed for unmodified Atari XL and XE computers. Custom chips such as RAMrod and Omnimon will *severely* damage the SupraDrive.

USING SUPRADRIVE

The SupraDrive hard disk is divided into two sections, each of which is treated by the Atari as an independent disk. The first section becomes drive 1 and is called the "fake floppy." It has

the same capacity as a floppy disk, can be set to either single or double density, and is compatible with any disk operating system (DOS). Normally the computer will boot from this drive.

You'll also need a real floppy disk drive to use the hard disk system. This drive is configured as drive 2 and lets you copy floppy disk files to and from the hard disk.

The second section of the SupraDrive is configured as drive 3 and contains the remainder of the hard disk's storage space. It can be set to either single or double density, but may only be accessed with MYDOS (which is provided with the SupraDrive) or ICD's SpartaDOS. Other operating systems, such as Atari DOS 2.0 and 2.5, cannot access all of the hard disk's sectors.

The SupraDrive comes with a MYDOS 4.0 disk that also contains nine helpful utility programs. There are utilities to write-protect and write-enable the hard disk, which is comparable to placing write-protect tabs over the notches of a floppy disk. Another program controls the flow of linefeeds to your printer. One very important utility "parks" your drive—locks its read/write heads into position above the innermost track of the disk to prevent damage when the drive is being moved. The ACTION! source code for the park program is included in a separate file. The main utility formats your hard disk, then checks it for bad sectors. This process takes between 10 and 20 minutes.

MYDOS organizes disk files into subdirectories. A subdirectory is a disk file which houses other disk files. This arrangement is similar to the Atari ST "folders" that hold multiple files.

SAMPLE SUBDIRECTORY:

Let's assume that you use your Atari and SupraDrive to manage a business. At the end of each day, you generate a sales report and store it on the hard disk. At the end of the week, you can look at the disk file directory and see seven files—one for each day of the week. MYDOS lets you collect these files for storage in a single, larger file.

First look at the forthcoming 20-mega-byte SupraDrive for Atari STs. This new 3½ inch hard disk is said to be faster than 5¼ inch hard disk drives, as well as more compact.



Call this file WEEK1.


When you examine the main disk directory, you'll only see the WEEK1 file. You must examine the subdirectory of WEEK1 to find your seven original sales reports. You could take this even further by placing all your weekly reports into a monthly report file, and store your monthly report files in a yearly report file, and so on.

Subdirectories don't conserve disk space. But they make it much easier to organize large numbers of files. We've taken every program ever published in *Antic* and stored them on our SupraDrive. The programs are organized into subdirectories according to the month and year they were published. For example, our D3:OCT86 subdirectory contains the CASTLE.BAS and the STRETCH.ACT files. To LOAD the Castle game from BASIC, you'd type:

LOAD "D3:OCT86:CASTLE.BAS"

DRAWBACKS

A hard disk drive is a uniquely powerful tool for a bulletin board sysop or a professional programmer. But it can be an overpriced headache to the casual user. The hard disk is designed to take over booting up your system. If you want to use a professional pro-



gram that's not stored on your disk, such as a word processor or a game, press the [HELP] key and the computer will boot from the floppy disk drive (drive 2). Programs designed to be used exclusively in drive 1, as well as programs which do not "get along" with your hard disk system, will not function properly. In this case, you must turn off your hard disk system, unplug the controller board from your computer, and reconfigure your floppy drive to be drive 1.

If you have two floppy drives, the procedure is a bit easier. The floppy drives should be configured as drive 1 and 2. When you're using your hard disk system, turn off floppy drive 1. To disable the hard drive system, turn it off and remove the controller board from your Atari. Now, turn on both

floppy drives, and your professional software disks will function normally.

CARE AND FEEDING

As with any hard disk system, you should *never* move or jar the SupraDrive while it's running. Be sure to keep it on a stable surface, where it's not likely to be tipped over. At *Antic*, we keep our hard drives on our desks. The technicians at Supra Corporation prefer to leave theirs on the floor.

Whenever you must move your hard disk drive—even a few inches—you should first *park* it (using the software as described above) and turn off the power switch. When you re-boot

your hard disk, it will automatically unpark itself. It's also a good idea to park your drive whenever you're not going to be using it for any length of time.

Finally, even the finest of hard drives can occasionally malfunction. *Always back up your files on floppy disks.* Despite the name, hard disks are fragile. And a moment of carelessness could destroy months of work if your files are not backed up.

SUPRADRIVE

(10Mb hard disk)

Supra Corp.

1133 Commercial Way

Albany, OR 97321

(503) 967-9075

Requires XL/XE with one disk drive



\$799

CIRCLE 275 ON READER SERVICE CARD



If you compute after dark...

...switch to the magic of GENieTM and stay on-line longer, for less!



Introducing GENie, the General Electric Network for Information Exchange. It's part of General Electric Information Services—the largest commercial teleprocessing network.

Now the power of GENie stands ready to bring a little magic into the life of PC owners just like you. And for potentially much less than other on-line information services.

With GENie, you pay no hidden charges or monthly minimum fees. You pay only for the actual time you're on-line and the \$18.00 registration fee. Nothing more.

Compare & Save

	Services						Pricing			
	SIGs/User Groups	Electronic Mail	CB Simulator	Computing News	Games	2400 baud access	Registration fee	Monthly minimum	Non-prime time rates	
									300 baud	1200 baud
GENie*	X	X	X	X	X	X	\$18.00	none	\$5.00	\$5.00
CompuServe	X	X	X	X	X	X	\$39.95	none	\$6.25	\$12.75
The Source	X	X	no	X	X	X	\$49.95	\$10.00	\$8.40	\$10.80

*Rates and Services shown in effect 12/85. Non-prime time rate applies Mon-Fri, 6pm-8am local time, all day Sat., Sun., and nat'l. holidays. Subject to service availability. Additional surcharge applies for 2400 baud service.

Save up to 60%

Check out the chart above and compare it for yourself. You'll find GENie can deliver all of your favorite services for an incomparable price at incomparable savings!

Put the power of GENie at your command

- Discuss the latest in computer products and accessories or download public domain software with GENie's *RoundTableTM Special Interest Groups*.
- Meet new people, share ideas with friends—old and new—with *LiveWireTM*, GENie's CB simulator that has everybody talking!
- Get your message across and back again with *GE MailTM*, GENie's electronic mail service.
- Organize a local, regional or national get-together in one of GENie's 40 "conference rooms" with GENie's *Business Band Real-Time Conferencing*.
- Go one-on-one with classic computer games, match your wits against others with multi-player games, or download for future play in GENie's *Game Room*.
- Stay in touch with what's new on the microcomputer scene, courtesy of GENie's news service, *News and Commentary*.

GENie can take you to new highs in speed and keep you there. Because our non-prime time rate for 300 OR 1200 baud is only \$5.00 an hour. And that means you save 20 to 60%. Or if you prefer, 2400 baud service is now available.

With services and prices like these—talk, read, learn, or play to your heart's content. Because now you can keep your eyes on the screen, not on the clock.

With your personal computer, modem, communications software, and telephone, you already have everything you need to make GENie come to life. So why not Sign-Up today. Let GENie bring a little magic into your life!

Sign Up From Your Keyboard Today 4 Easy Steps:

1. Have ready your VISA, MasterCard or checking account number to set up your personal GENie account.
2. Set your modem for half duplex (local echo)—300 or 1200 baud.
3. Dial **1-800-638-8369**. When connected, enter HHH
4. At the U# = prompt, enter **XJM11947, GENIE** then RETURN.

No Modem Yet? Need more information or assistance? We can help! Call **1-800-638-9636, ext. 21**.

Get on-line with GENie. And stay longer, for less.



**INFORMATION
SERVICES**

General Electric Information Services Company, U.S.A.

Software Discounters of America



For Orders Only—1-800-225-7638
PA Orders—1-800-223-7784
Customer Service 412-361-5291

Open Saturday

- Free shipping on orders over \$100 in continental USA
- No surcharge for VISA/MasterCard
- Your card is not charged until we ship

ABACUS BOOKS
ST Gem Prog. Ref. \$7
ST Graphics & Sound
ST Internals **CALL**
ST Logo **FOR**
ST Machine **LOW**
Language **PRICES**
ST Peeks & Pokes
ST Tricks & Tips
ABACUS SOFTWARE
Assem/Pro ST **CALL**
Forth/MT ST **FOR**
Paint Pro ST **LOW**
Text Designer ST **PRICES**
Text Pro ST
ACADEMY
Typing Tutor ST \$23
ACCESS
Beach Head II (D) \$23
Leader Board Golf (D) \$25
Leader Board Golf ST \$25
Raid Over Moscow (D) \$25
ACCOLADE
Fight Night (D) \$19
Hardball (D) \$19
Mean 18 Golf ST \$29
ACTIVISION
Borrowed Time ST \$33
Great American Cross
Country Road Race (D) \$16
Hacker (D) \$16
Hacker ST \$29
Hacker II ST \$33
Little Computer
People ST \$33
Mindshadow (D) \$16
Mindshadow ST \$33
Music Studio ST \$39
Paint Works ST \$44
Space Shuttle(D) \$16
AMERICAN EDUCATIONAL
COMPUTER
Biology (D) \$14
French (D) \$14
Grammar (D) \$14
Science: Grades 3/4 (D) \$14
Science: Grades 5/6 (D) \$14
Science: Grades 7/8 (D) \$14
Spanish (D) \$14
ARTWORX
Bridge 4.0 (D) \$16
Bridge ST \$19
Compubridge ST \$19
Mail List ST \$14
Peggamm (D) \$12
Strip Poker (D) \$21
Strip Poker ST \$25
Female Data Disk 1 \$16
Male Data Disk 2 \$16
Female Data Disk 3 \$16
BATTERIES INCLUDED
B-Graph (D) \$25
Degas ST \$25
Degas Elite ST \$49
Home Pak ST \$33
I'S Talk ST \$49
Isgru Portfolio System ST \$129
Paperclip (D) \$39
Paperclip w/Spell 130XE \$39
Thunder ST \$25
Time Link ST \$33
BRODERBUND
Breakers ST \$29
Karateka (D) \$19
Print Shop (D) \$26
Print Shop Graphics
Library #1, #2, #3 (D) \$16Ea.
P.S. Companion (D) \$23
CBS
Addition/Subt. (D) \$16

Dr. Seuss Puzzler (D) \$7
Decimals: Add/Subt (D) \$16
Decimals: Mult/Div (D) \$16
Ernie's Magic Shapes (R) \$7
Fractions: Add/Subt (D) \$16
Fractions: Mult/Div (D) \$16
Math Mileage (R) \$7
Movie Musical Madness (R) \$7
Mult/Div (D) \$16
S.H. Hide N Seek (R) \$7
Timebound (R) \$7
CENTRAL POINT
Copy II ST \$25
DATASOFT
Alternate Reality-City (D) \$25
Alternate Reality-City ST \$33
Alternate Reality-
Dungeon (D) \$25
Gunslinger (D) \$19
Mercenary (D) \$19
Never Ending Story (D) \$19

Temple Apshai Trilogy (D) \$23
Temple Apshai
Trilogy ST \$25
Winter Games ST \$25
World Champ. Karate (D) \$19
World Games ST \$25
FIREBIRD
The Pawn ST \$29
Star Glider ST \$29
FTL/SOFTWARE HEAVEN
Sundog ST \$25
HIPPOPOTAMUS
Backgammon ST \$25
Computer Almanac ST \$23
Jokes & Quotes
(not for Kids) ST \$23
ICD
P.R. Connection Call
Rambo XL \$29
US Doubler
w/Sparta DOS \$49

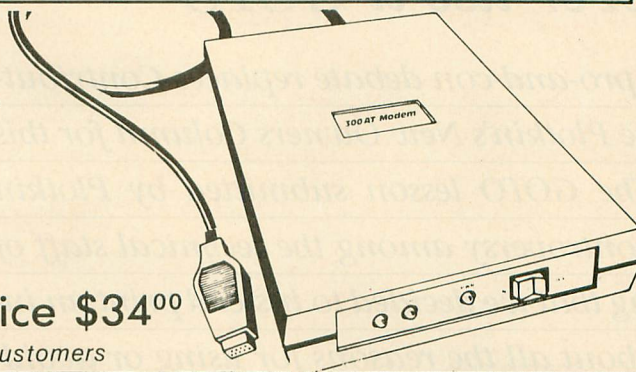
DOS Shell ST \$25
Kissed ST \$25
Major Motion ST \$25
M-Disk ST \$25
Mi-Term ST \$33
Mighty Mail ST \$33
Personal Money
Manager ST \$33
Soft Spool ST \$25
The Animator ST \$25
Time Bandit ST \$25
MICROLEAGUE
Baseball (D) \$25
Box Score Stats (D) \$16
General Manager (D) \$25
1985 Team Data Disk (D) \$14
MICROPROSE
F15 Strike Eagle (D) \$23
Kennedy Approach (D) \$23
Silent Service (D) \$23
Silent Service ST \$26

PENGUIN/POLARWARE
Crimson Crown ST \$14
Oo-Topos ST \$14
Sword of Kadash ST \$14
The Coveted Mirror ST \$14
Transylvania ST \$14
PROFESSIONAL
SOFTWARE
Fleet System 2 WP w/70,000
Word Spell Checker (D) \$37
PRIORITY
Gateway ST \$33
QUICKVIEW
Zoom Racks ST \$49
REGENT
Regent Base ST \$65
Regent Word
w/Spell ST \$33
SCARBOROUGH
Mastertype (D) \$23
Net Worth (D) \$39

Mech Brigade (D) \$37
NAM (D) \$25
Phantasia (D) Call
Phantasia ST \$25
Six-Gun Shootout (D) \$25
U.S.A.F. (D) \$37
War In Russia (D) \$49
Wizard's Crown (D) \$25
SUBLOGIC
Flight Simulator 2 (D) \$32
Flight Simulator ST Call
F.S. Scenery Disks Call
Jet ST Call
SYNAPSE
Syn-Calc (D) \$33
Syn-File (D) \$33
TELLARIUM
Amazon ST \$33
Fahrenheit 451 ST \$33
Nine Princes in
Amber ST \$33
TIMETWORKS
Data Manager ST \$59
Swiftcalc ST \$59
Sylvia Porter's Personal
Fin. Planner ST \$59
Word Writer ST \$59
UNISON WORLD
Art Gallery 1 ST \$19
Art Gallery 2 ST \$19
Print Master ST \$25
VIP TECHNOLOGIES
VIP Professional ST \$99
VIP Prof. Lite ST \$59
WEEKLY READER
Stickbear ABC's (D) \$19
Stickbear Numbers (D) \$19
Stickbear Opposites (D) \$19
XLENT
First Xlent
World Processor (D) \$19
Megaloft (D) \$19
Miniature Golf
Const. Set (D) \$19
Page Designer (D) \$19
P.S. Interface (D) \$19
Rubber Stamp (D) \$19
Rubber Stamp ST \$25
ST Music Box \$33
Typesetter (D) \$23
Typesetter ST \$25
ACCESSORIES
Astra Disk Drive Call
Bonus SS. DD \$5.99Bx
Bonus DS. DD \$6.99Bx
Bulk Disks 3 1/2" Call
Compuserve Starter Kit \$19
Disk Drive Cleaner 5 1/4" \$9
Disk Case (Holds 50 5 1/4") \$9
Disk Case (Holds 30 3 1/2") \$9
Disk Case w/Lock
(Holds 50 5 1/4") \$12
Dows Jones News
Retrieval Kit (5 hrs.) \$14
Kraft Joystick \$9
MPP300ST Modem w/
Omega Terminal \$59
MPP300AT/1000E \$39
MPP1150 Printer Int. \$39
Microprint Printer Int. \$29
Panasonic 1080 **GREAT**
dot matrix printer **DEAL**
Supra 20 meg ST Call
Hard Disk Drive Call
Supra 1200ST 300/1200
ST Modem w/Omega
Terminal \$139
Wico Boss \$12
Wico Bat Handle \$17
Wico Black Max \$9

Supra 300 AT Modem

- Works on Atari 400, 800, XL, and XE Computers
- Auto Answer/Auto Dial
- Direct Connect to Phone Line
- Includes AC adapter/Power Supply
- 90 Day Warranty
- Connects Directly to Computer



List \$49⁹⁵
Madness Price \$34⁰⁰
Sold to the first 85 customers

Ping Pong (D) \$19
Yie Ar Kung Fu (D) \$19
Video Shop (D) \$19
DAVIDSON
Math Blaster (D) \$33
Spell It (D) \$33
Word Attack (D) \$33
ELECTRONIC ARTS
Archon 2 (D) \$25
Chessmaster 2000 (D) \$25
Financial Cookbook ST \$29
Movie Maker (D) \$25
Music Const. Set (D) \$25
One-on-One (D) \$25
Pinball Const. Set (D) \$25
Racing Destruction Set (D) \$25
Realm of
Impossibility (D) \$25
Seven Cities of Gold (D) \$25
Super Boulder Dash (D) \$25
Touchdown Football (D) \$25
Prices too low to advertise!! Call
EPYX
Championship
Wrestling ST \$25
Dragonriders of Pern (D) \$9
Rogue ST \$25

INFOCOM
Ballyhoo (D) \$25
Cutthroats (D) \$23
Enchanter (D) \$23
Foobitzky (XL/XE) \$25
Hitchhiker's Guide
to the Galaxy (D) \$23
Infidel (D) \$25
Planetfall (D) \$23
Sorcerer (D) \$25
Spellbreaker (D) \$29
Suspect (D) \$25
Trinity ST \$25
Wishbringer (D) \$23
Zork 1 (D) \$25
Zork 2 or 3 (D) \$25
* All titles in stock for
520 ST—Call for prices
LJK
Data Perfect (D) \$33
Letter Perfect (D) \$33
Spell Perfect (D) \$29
MICHTRON
Bulletin Board
System ST \$33
Business Tools ST \$33
Calendar ST \$19
Comer Man ST \$33

MI-GRAPH
Easy Draw ST \$95
MINDSCAPE
Bank St. Music Writer (D) \$19
Bratuccus ST \$33
OMNITREND
Universe (D) \$59
Universe 2 ST \$49
OSS
Action (R) \$47
Action Tool Kit (D) \$19
Basic XE (R) \$47
Basic XL (R) \$37
Basic XL Tool Kit (D) \$19
MAC 65 (R) \$47
MAC 65 Tool Kit (D) \$19
Personal Pascal ST \$49
Personal Prologue ST \$49
Writer's Tool w/
Spell Checker (R) \$39
ORIGIN
Ultima 3 ST \$39
Ultima 4 ST \$39
PEACHTREE
Acct. Payables (D) \$39
Acct. Receivables (D) \$39
General Ledger (D) \$39
*all 3 titles require 2 drives

SIERRA ON LINE
Black Cauldron ST \$25
Hint Books Call
Kings Quest 2 ST \$33
One Write-Acct. Rec. ST \$65
One Write-Cash
Disbursements ST \$65
One Write-
General Ledger ST \$65
Winnie the Pooh ST \$19
SPINNAKER
Adventure Creator (R) \$9
Alf in Color Cave (R) \$9
Alphabet Zoo (R) \$9
Delta Drawing (R) \$9
Facemaker (R) \$9
Fraction Fever (R) \$9
Kids on Keys (R) \$9
Story Machine (R) \$9
SSI
Battalion Commander (D) \$25
Battle of Antietam (D) \$33
Broadside (D) \$25
Colonial Conquest (D) \$25
Field of Fire (D) \$25
Gemstone Warrior (D) \$23
Gettysburg (D) \$37
Kampfgruppe (D) \$37

P.O. BOX 111327—DEPT. AT—BLAWNOX, PA 15238

*Please Read The Following Ordering Terms & Conditions Carefully Before Placing Your Order: Orders with cashiers check or money order shipped immediately. Personal & Company checks allow 3 weeks clearance. NO C.O.D.'s! Shipping: Continental U.S.A.—Orders under \$100 add \$3; free shipping on orders over \$100. AK, HI, FPO, APO—add \$5 on all orders. Canada & Puerto Rico—add \$10 on all orders. Sorry, no other international orders accepted! PA residents add 6% sales tax on the total amount of order including shipping charges! Prices subject to change without notice. REASONS FOR CALLING CUSTOMER SERVICE—412-361-5291 (1) Status of order or back order (2) If any merchandise purchased within 60 days from S.D. of A. is defective, please call for a return authorization number. Defective merchandise will be replaced with the same merchandise only! NO CREDITS! After 60 days please refer to the manufacturers warranty included with the merchandise & return directly to the manufacturer. Customer service will not accept collect calls or calls on S.D. of A.'s 800# lines! HOURS: Mon.-Fri. 9AM-5:30 PM. Sat. 10AM-5PM Eastern Time.

Starting Out

BY PATRICK BASS, ANTIC ST PROGRAM EDITOR

Part I: THE GREAT GOTO DEBATE

Never use a GOTO

(The following pro-and-con debate replaces Contributing Editor Dave Plotkin's New Owners Column for this month only. The GOTO lesson submitted by Plotkin aroused such controversy among the technical staff of Antic Publishing that we decided to instead print an in-depth debate about all the reasons for using or avoiding the GOTO command. Frank Hayes, of Antic's sister publication covering Apple IIs, takes on ST Program Editor Patrick Bass.

Not every concept in these two articles has already been covered in the first six New Owners Columns. Any unexplained details will be covered in future lessons. But we feel that this debate on seemingly conflicting philosophies of programming contains valuable ideas for all beginning and intermediate programmers. And you'll notice that despite some different opinions, Bass and Hayes agree that the most important thing is for programs to be clean, clear and understandable.—ANTIC ED)



GOTO is a BASIC language command that *unconditionally* transfers program execution from one line to another—anywhere else in the program. An example would be: 100 GOTO 850. When the computer tries to execute line 100, control is transferred to line 850, if there is one. . .

After bitter experience, I don't use GOTOs in my own programming. In fact, I believe that if a program has any GOTOs at all, there's a mistake in logic somewhere. I get a lot of "good-natured" flak at the office about this.

I admit I occasionally GOTO in short BASIC programs which will



only exist briefly—but *never* when I know the code will be read and possibly changed by other programmers. Here's why:

None of us is perfect, so we make mistakes. And other people cannot read our minds. This is an important point, because computer programs are nothing more than the *crystallization* of the programmer's thought processes saved on disk.

Think about that for a second. It is the programmer who must break each task down into its various parts and then select the appropriate machine instructions which appear to accomplish the job.

One of the beautiful aspects of programming computers is that for any problem, there are *at least* as many solutions as there are programmers working on it. An answer that seems perfectly clear to you could stop other programmers dead in their tracks. There must be some way to group instructions together so that someone else can follow the original programmer's thoughts without undue confusion.

FROM THE GROUND UP

When a person starts learning to program, the GOTO is a GODSEND. It

will take you anywhere in no time flat (even deep into trouble). But the first few programs a person writes are not likely to be too large, probably less than 100 lines of code. Any reasonably well-organized beginner can keep in their head the entire logic flow of a program this size.

Aside from the risk of slipping into messy logic or doing stupid things like GOTOing out of the middle of a subroutine so many times that the memory stack overflows (see last month's *New Owners Column*), there are no real reasons not to use a GOTO. After all, GOTOs do work, they are

continued on next page

Starting Out

available and they do keep the program shorter.

But as budding programmers become more confident in their ability, the size of their programs slowly increase. Until one night while tracking down one of the many "bugs" which always seem to inhabit their programs, they realize they've lost control of the overall logic. This seems to happen at around 250-500 lines of code.

Indeed, this was one of my own biggest stumbling blocks. There I was, locked away inside my little room wondering how in the world someone put together a program 2,000, 5,000, even 10,000 lines long. In my naivete, I thought these professional programmers had some form of Holy Grail they could turn to for keeping the code straight in their minds. I was wrong.

Enlightenment came when I visualized a connection between "building" a house and "building" a program. A house is built of many small nails and boards, each of which by itself contributes little to the overall building. In the same way a program is built up of many small instructions which, taken by themselves, contribute little.

Nobody expects contractors to remember each and every nail and board they build a house with, or to remember the dimensions of the south wall in the third hall on the second floor. But contractors work from *written plans* and I found out that it is possible for programmers to work from written plans also.

STRUCTURE INTRODUCTION

These plans are the basis of Structured Programming, which itself takes advantage of the fact that any program, or rather any *sequence of instructions*, can be built up in groups of only three different "structures."

These three structures are:

1. A simple **sequence** of instructions. BASIC, for example, will start program execution at the lowest line number, then proceed to the next higher line number, then the next

higher and so forth, unless told to do otherwise.

2. A **conditional branch** structure where execution of a sequence of instructions depends on a true or false condition. In BASIC this is represented by the IF/THEN structure.

3. A **loop** structure where a sequence of instructions is repeated as long as some specified condition remains true. In BASIC, this is represented by the FOR/NEXT verb structure.

However, notice that nowhere above did we mention **unconditional branches**—or more simply, the GOTO. Why? Because we don't need it.

STRUCTURE ADVANTAGES

Greater minds than yours or mine have proven that with only the above three structures, any program of any size may be built—with each task in its own block of code. The program itself can be taken as a structure that encompasses a whole collection of structures, each of which is built up of smaller structures and so forth.

This makes the overall sequence of operation easy to follow. Each individual section of the program may be tested and debugged individually as the program develops, and once running they need not be examined again. Indeed, they may be treated as "black boxes," which do a single job and nothing else.

Each related group of structures may be grouped together to form a larger black box that does a somewhat larger job. For example, we can write separate routines to get a filename, open a file, write the file and then close the file. But then we can group these routines together into a single, "Write a file to disk" structure.

A Structured Program is somewhat self-documenting and, when properly written, should almost explain itself completely. It should be as easy to read as a short story, with the structures acting as the "outline" of the program.

But remember, I'm **not** promising you a Rose Garden.

STRUCTURE DISADVANTAGES

To properly write a program in a structured form, you need to use a somewhat high-level language which allows the formation and use of the three structures. Working in machine language, for example, it is possible to construct the three different structures. But they may not be completely visible to the casual reader. A person needs to GOTO (sorry) a higher language such as BASIC, Pascal, or C before these structures jump out at the reader.

By limiting yourself to only three structures, some programs can be downright awkward to write. They also might execute more slowly and consume more memory than a program which doesn't follow these rules.

Lastly, most programmers do not start out learning to program in a structured environment. The need for structure does not become evident until the programmer acquires enough skill to write fairly long programs. And human beings tend to resist learning new methods.

STRUCTURE REVIEW

Overall, programming in a structured environment forces discipline on your program design. It forces the programmer to think in terms of individual sections of code having only a single entrance and a single exit, sections which can be individually checked for logical accuracy.

So use the GOTO if you desire, but be warned that eventually you'll get into trouble. For small programs the difference will be small. But as your programs grow, you may find yourself wasting hours to track down bugs directly related to the actions behind a forgotten unconditional branch. Believe me, it's not worth the programming time you save by using an unconditional GOTO.

And please, if you ever expect other persons to read your programs, take pity on them, for you know they aren't as smart as you.

BY FRANK HAYES, II COMPUTING ASSISTANT EDITOR

THE GREAT GOTO DEBATE

Part II: Sometimes GOTOS are best



Here are two of my favorite myths about using the GOTO command in BASIC:

1. There's nothing wrong with GOTO. Use it whenever you like!
2. There's nothing right with GOTO. Don't use it—ever!

One crowd believes that a GOTO is a very convenient way of getting from one place in a program to another, and that you can safely use it throughout any BASIC program. Actually, it isn't—and you can't.

Another group—mostly enthusiasts of Pascal and other “highly structured” languages—insists that the GOTO is to be hated and feared, that it destroys programs and damages programmers' minds, and that it should never be used under any circumstances anywhere.

Why do people develop such an extreme love or loathing of GOTOS? I suspect it mainly has to do with a fundamental misunderstanding of what a GOTO is, what it means, and how it should be used—and the misunderstanding is tied to some mistaken ideas about programming in general.

BRANCHABLE BASIC

BASIC's GOTO statement is a simple branching statement—a way of changing the flow of a program. Ev-

ery programming language has ways of changing the program flow, and very few programs of any length follow a simple linear path from beginning to end. In fact, the reason we design computer programs is to tell the computer when and how to make decisions based on the available data, and change program flow accordingly.

Every microprocessor has branching capability built into it—and every programmer regularly uses branching, even in assembly language. The only difference is that some branching is obvious and some is hidden.

*Aside from
risking messy
logic, there's no
real reason not to
use GOTOS*

FOR/NEXT LOOPS

A good example of hidden branching in BASIC is the FOR/NEXT construction. Actually, in most versions of BASIC it's the only example of a hidden GOTO.

This is how FOR/NEXT works:

```
10 FOR A=1 TO 10
20 PRINT "HELLO"
30 NEXT A
```

It is simply a variation of:

```
10 LET A=1
20 PRINT "HELLO"
30 LET A=A+1
40 IF A<=10 THEN GOTO 20
```

How is the first version better than the second? One way is obvious—the version using FOR/NEXT takes fewer statements. But there are two more important factors. The first is

that the FOR/NEXT construction always automatically remembers where it should branch to. Suppose you added a line 15 to each of the two short routines above:

```
15 PRINT A
```

In the version with FOR/NEXT, the program automatically knows to branch up to line 15 when it repeats the loop. Without FOR/NEXT, you'll also have to change line 40, so that the program will GOTO line 15 instead of 20.

The second critical factor is that the FOR/NEXT loop makes it much clearer what's going on. It's obviously a loop—and it's clear where the loop begins and ends, and what will make it stop looping.

That's the real reason FOR/NEXT is better than GOTO for a loop like this—it makes the program clearer, cleaner, and more straightforward.

Some programming languages have many different kinds of loop structures. BASIC typically has just the FOR/NEXT loop, but it's easy to build other looping structures in BASIC—DO loops and WHILE loops and UNTIL loops—using IF/THEN and GOTO statements. It's easily the most effective use you can make of GOTO, as long as you make *clear* exactly what you're doing.

IF/THEN GOTO

FOR/NEXT is clearly better than GOTO for at least some loops. Why not use it for all loops? After all, that would get rid of all GOTOS and also help make a program's structure clear—wouldn't it?


Unfortunately, no. When you try to twist FOR/NEXT around so that it acts as a general purpose loop, it generally creates more problems than it solves.

A typical way of using FOR/NEXT as a general purpose loop is to set the STEP to 0—for example:

```
10 FOR A=1 TO 2 STEP 0
20 INPUT A$
30 IF A$='X' THEN A=2
40 NEXT A
```

In this example, because of the
continued on page 49

REQUIRED READING



FOR
THE

ATARI[®] ST[™]



3D GRAPHICS

FANTASTIC! Rotate, zoom, and shade 3D objects. All programs written in machine language for high speed. Learn the mathematics behind 3D graphics. Hidden line removal, shading. With 3D pattern maker and animator. \$24.95

ST INTERNALS

Essential guide to the inside information of the ST. Detailed descriptions of sound and graphics chips, internal hardware, I/O ports, using GEM. Commented BIOS listing. An indispensable reference for your ST library. 450pp \$19.95

GEM Programmer's Ref.

For serious programmers needing detailed information on GEM. Presented in an easy-to-understand format. All examples are in C and assembly language. Covers VDI and AES functions. No serious programmer should be without. 410pp \$19.95

MACHINE LANGUAGE

Program in the fastest language for your Atari ST. Learn 68000 assembly language, its numbering system, use of registers, structure & important details of instruction set, and use of internal system routines. Geared for the ST. 280pp \$19.95

ST TRICKS & TIPS

Fantastic collection of programs and info for the ST. Complete programs include: super-fast RAM disk; time-saving printer spooler; color print hardcopy; plotter output hardcopy; creating accessories. Money saving tricks and tips. 260pp \$19.95



ST GRAPHICS & SOUND

Detailed guide to graphics and sound on the ST. 2D & 3D function plotters, Moiré patterns, graphic memory and various resolutions, fractals, recursion, waveform generation. Examples written in C, LOGO, BASIC and Modula2. 250pp \$19.95

ST LOGO GUIDE

Take control of your ST by learning ST LOGO—the easy to use, powerful language. Topics include: file handling, recursion-Hilbert & Sierpinski curves, 2D and 3D function plots, data structure, error handling. Helpful guide for ST LOGO users. \$19.95

ST PEEKS & POKES

Enhance your programs with the examples found within this book. Explores using different languages BASIC, C, LOGO and machine language, using various interfaces, memory usage, reading and saving from and to disk, more. 280pp \$16.95

BASIC Training Guide

Thorough guide for learning ST BASIC programming. Detailed programming fundamentals, commands descriptions, ST graphics & sound, using GEM in BASIC, file management, disk operation. Tutorial problems give hands on experience. 300pp \$16.95

BASIC to C

Move up from BASIC to C. If you're already a BASIC programmer, you can learn C all that much faster. Parallel examples demonstrate the programming techniques and constructs in both languages. Variables, pointers, arrays, data structure. 250pp \$19.95

ST Beginner's Guide

Written for the firsthand ST user. Get a basic understanding of your ST. Explore LOGO and BASIC from the ground up. Simple explanations of the hardware and internal workings of the ST. Illustrations, diagrams, Glossary, Index. 200pp \$14.95

The Atari logo and Atari ST are trademarks of Atari Corp.

Abacus Software

P.O. Box 7219 Dept. AA Grand Rapids, MI 49510 - Telex 709-101 - Phone (616) 241-5510


Optional diskettes are available for all book titles at \$14.95

Call now for the name of your nearest dealer. Or order directly from ABACUS with your MasterCard, VISA, or Amex card. Add \$4.00 per order for postage and handling. Foreign add \$10.00 per book. Other software and books coming soon. Call or write for your free catalog. Dealer inquiries welcome—over 1400 dealers nationwide.

CIRCLE 002 ON READER SERVICE CARD

THREE HARD DISKS FOR THE ST

Atari 20Mb, SupraDrive and HabaDisk 10Mb



This review will discuss all three hard disk drives available for Atari ST computers as we go to press. The **Atari Hard Disk** offers 20 megabytes (20Mb) for \$799, the **SupraDrive** (\$549) and the **HabaDisk 10** (\$599) are both 10Mb hard disks. Today at **Antic** ST workstations, you can find two Atari Hard Disks, two SupraDrives and one HabaDisk. These power-packed peripherals have already proven themselves reliable and virtually indispensable in our office.

HARD DISKS FOR ATARI

FIRST IMPRESSIONS

Physically, all three 5 1/4 inch hard

disks look pretty much alike—gray metal cases about the size of small shoeboxes, with cooling fans and cables in the rear. **Antic** had to use two of these hard disks with annoyingly short 10-inch cables connecting to the ST. But the manufacturers say that the final marketed versions will have handier 18-inch cables—so you won't need to set up the hard disk sideways to your ST.

All three hard disks install themselves as drive C:. However, when you format the disk you have the option of "partitioning" the drives into two or more logical drives, each with its own drive letter. For example, a single drive partitioned into two logical

drives would be accessed as drives C: and D:. All three drives allow up to four partitions.

ATARI HARD DISK

At \$799 for 20 million bytes of information storage, the Atari hard disk clearly delivers more "power without the price" than its competitors. However, if rock-bottom cost is more important to you than an additional 10Mb capacity, the Supra or Haba should suit you very well.

At this writing, Atari Hard Disks were just beginning to show up in the stores. **Antic** owns the slightly plainer developer's version, which had previously been sold directly by Atari in limited quantities. Our Atari Hard Disks are almost featureless in front, with the only visible object a red busy

continued on next page

light that glows whenever the drive is accessed.

The light is a good idea, because this drive is the quietest hard disk in the office. No more than a tiny "ca-click, ca-click" noise can be heard above the *very* quiet Atari fan when the hard disk is busy reading or writing.

As with most hard disk systems on the market, the Atari Hard Disk is largely packaged from existing components—rather than being manufactured from scratch. Generally only the interface circuit board is actually an original design from the packager. According to Atari, their hard disk system includes the highly regarded Seagate ST225 drive mechanism and Adaptek controller.

SUPRADRIVE

Supra's 10Mb hard disk was their only model available for **Antic** to test in time for this issue. But Supra plans to have a full line of ST hard disks ready for sale by the end of the year. A 20Mb disk will be \$799, 30Mb will be \$999 and 60Mb will be \$1,999—all three of these forthcoming hard drives are to be in 3 1/2 inch disk size, which is supposed to be faster than the current 5 1/4 inch hard disks.

Supra also plans 1986 release of a streaming-tape hard disk backup system, and high-density floppy backups are under development. Right now, though, the only way to back up files from any ST hard disk is with a regular floppy disk.

The SupraDrive hard disk has script lettering on the front, along with an illuminated power switch and a red busy light. While this drive isn't as quiet as the Atari, the Supra's "bweep-bweep" sounds are reassuring. At least you can hear that the drive is working.

Supra technician Willie Brown describes the SupraDrive hard disks as sensitive, but not fragile. "Slow movement while it's on won't hurt it, but abrupt movement can kill it. If you knock it a good rap while it's running, it could be bye-bye baby. But when my 20-megger isn't running, I throw it in my briefcase. Also, fluctuation in power won't affect it much.

The power supply can usually fall under 90 volts without dropout."

Brown says that Supra's hard disks for the Atari 8-bit computers are bought mostly by bulletin board operators—in fact, this is the huge majority. ST hard disks are bought by serious software developers, bulletin board operators and people who do a great deal of work at home.

HABADISK 10

Costing between \$599 and \$699 retail, the HabaDisk 10 is Haba's only hard disk and it works with only the ST. Gerry Humphrey, ST product development manager at Haba Systems Inc., says, "The HabaDisk 10 is in limited production now because of the 20-meg disks from Supra and Atari. We're not discontinuing our hard disk, but we're not going all out until we see what direction the market takes."

The HabaDisk 10 sports a black strip on the front panel, along with a red busy light. And it makes a noise somewhere between the quiet clicks of the Atari and the bweeps of the Supra.

Humphrey says that Haba's 10Mb disk can withstand most normal transportation. "I treat mine really badly. I carry it by the cables and it still works fine. And power fluctuations don't affect it much either. Our building has really bad power, but we've had no problems with the disk during fluctuations or even during brief power failures—although the disk loses its place."

Humphrey says, "Originally our hard disks were bought by product developers because 10Mb was what was available. Now they're bought by BBS owners and operators and people who are enthusiastic about Ataris in general. We're trying to encourage people to use our hard disks for product development on the ST."

SPEED TESTS

We performed two different tests on the hard disks to see how fast they operate—obtaining radically different results on each hard disk unit in the office. What we learned was that the more files and folders are present on

a hard disk, the slower it accesses individual files. Still, even our fullest hard disks were significantly faster and more convenient than floppy disk drives.

We tried to get standardized speeds by re-running our tests off the root (first) directory, but this didn't make a significant difference. And nobody at **Antic** was willing to let us erase all their hard disk files just for a test. Also, we couldn't find a clear-cut ratio between the amount of bytes in use and the amount of speed drop-off. The types and arrangements of files and folders on the hard disk seemed to have something to do with it.

However, we did manage to run the tests on an otherwise empty SupraDrive, and the increased speed was startling.

Our first test consisted of a program that reads and writes a DEGAS picture to the hard disk 10 times. The "clean" SupraDrive did it in 14.5 seconds, or 44.2K per second (640,680/14.5)—three times faster than our fastest hard disk operating with a normal amount of files.

As for our hard disks with substantial files, the fastest in this test was an Atari Hard Disk which read and wrote a DEGAS picture 10 times in 48 seconds, for a transfer speed of (640,680/48) 13.3K bytes per second. However, **Antic's** second Atari Hard Disk took one minute and 38 seconds, or (640,680/98) 6.5K bytes per second.

The second fastest drive was a SupraDrive with files, which took one minute and three seconds, or (640,680/63) 10.2K bytes per second. Slowest was the HabaDisk 10, which required two minutes and 35 seconds to perform all 10 read/writes, for an average of (640,680/155) 4.1K bytes per second.

SECOND TEST

Our second test requires no programming and could be reproduced by any ST hard disk owner. For this test we wanted to see how fast the DEGAS SHOPIC slide-showing program would flash pictures to the screen.

Normally, running SHOPIC from a

continued on page 44

VIDEO STRETCH

Rubber visuals in ACTION!

Stretch visual images like silly putty on any 8-bit Atari with at least 48K memory and a disk drive. Video Stretch requires the ACTION! language cartridge from Optimized Systems Software. (Disk subscribers this month will find a runtime version that doesn't require ACTION!) Paddle controllers are recommended.


Outstanding new graphics possibilities are still being discovered on the Atari 8-

Bit computers. The Video Stretch program will vertically compress or stretch an entire screen and select different parts of it to view—in real time. It's a spectacular, eye-catching effect.

Video Stretch can be used for an impressive slide-show program, or just to see how your favorite screens look when warped all out of shape. In any case, the program demonstrates that the 8-bit Atari is still capable of surprising new feats.

The program will work with its own Graphics 9 sample picture. Or you can use your own pictures made with Micro-Painter, Graphic Master and Computereyes. If you have none of these, use *Rapid Graphics Converter* (Antic, November 1985) to change your images into a compatible format.

TRYING IT OUT



You will need a pair of paddle controllers plugged into port 1. Paddle 0 controls the size of the display and paddle 1 selects the portion of the image to be seen. You can also use this program with a touch tablet, but it doesn't work quite as well as the paddles. And of course you can write your own routines to send values to Stretch().

Antic Disk subscribers: This month as a bonus you'll find a "runtime" version of Video Stretch that operates without the ACTION! cartridge. Follow the disk Help file instructions for loading STRETCH.EXE. This listing was too long to print in the magazine, and it cannot be adapted by the user as the ACTION! source code can be.



Carefully type in Listing 1, STRETCH.ACT, following the instructions in the ACTION! manual and



continued on page 44

ATARI

After five years in the classroom

STILL MAKES THE GRADE

4  in each.
How many  in all?
2

5  in each.
How many  in all?
15



BY GIGI BISSON, ANTIC ASSISTANT EDITOR

When you're trying to get kids interested in computers, Atari's game machine image is a plus, not a problem.

"The Atari has the best graphics and sound and that's what turns elementary school students on," says Jolene Morris, the computer education coordinator for a Utah school district that uses 720 Atari 8-bit computers.

In the Caribbean Islands, Mrs. Jose Orlandi, an occupational therapist specializing in learning disabilities, uses the graphic capabilities, colors and sounds of her Atari 400, 800 and 800XL computers to develop eye-hand coordination, and teach color and shape recognition to handicapped children.

The 16-bit Atari ST computers also score points with educators for superior graphics and sound. At Computer Curriculum Corp. of Palo Alto, California the Atari 520ST was chosen to replace dumb terminals that had been included with the CCC Microhost educational minicomputer system for nearly 10 years. Now the ST's vibrant colors and high-resolution graphics are major selling points for this dedicated education system.

Teachers consistently agree that the price, reliability and ease of use of the Atari 8-bit computers make them great for learning. The problem then, is not image, but reality: Atari educational software is tough to find. But with imagination and hard work, many teachers are getting around that obstacle.

SOFTWARE HUNT

"I've been waist deep into it. I get computer burnout sometimes," Jolene Morris says. "But unless you're this involved, you don't know where to go."

For Morris, hunting down affordable, high-quality software requires a bit of ingenuity. On the side, she teaches programming classes at Utah State University. Naturally, the stu-

dents are assigned to write educational programs and the best programs are used in Morris' elementary classes. She has downloaded software from bulletin boards all over U.S. and wrote many of her collection of 250 public domain programs herself.

"If you want software, you write your own," Morris says. "A programmer can't write good educational software; only a teacher can. A teacher's software may not have the greatest code, but there are some good pedagogical things in there."

With school dollars so tight, money is an object. "You can't touch an Apple or even a Commodore for the price," Morris says. By going for Ataris instead of Apples or IBMs, the 80 elementary schools in her district can afford five times as much hardware.

For commercial software, the Utah school district uses Batteries Included's B/Graph in junior high school math classes, the AtariWriter word processor, Broderbund's SynFile+ and SynCalc. "The Factory (from Sunburst) is great," she says, "But at \$49.99 there's no school alive that can afford more than one copy."

Each class of 36 students is split in two groups. One group uses the Ataris hands-on, while the other group watches lesson projected onto a big-screen television. Even with only enough machines for half the class, Morris says, "I'm really very fortunate to have so many computers."

"It's time-consuming to write your own software; I'd like to see a network or clearing house where Atari educators could collaborate," says Morris, who once ran two bulletin boards for that purpose. She put out the word about her 256 public domain disks, offering to send a disk full of her programs in exchange for just one new program.

"I got so many requests, I just couldn't do it—at least three letters a day from all over the world," she says, "There's a burning need for Atari educational software out there."

continued on next page

Dabney Lyons and Sharon Simms at Terra Nuova call Forrest Hill and tell them to get ready for the day's online session.

Using an Atari 800 and modem, Sara Armstrong leads her class at Terra Nuova Montessori school in a book discussion.


Meanwhile, Bob Baird's students at Forest Hill Elementary school, 150 miles away, talk to the kids at Terra Nuova.

LEARNING LATIN WITH 64 ATARIS

Something's wrong with Rev. Nicholas Lombardi's students. "I assign tests on their *own* time and they'll do it. I still can't figure it out," he says with a New York accent and a hearty laugh.


"So many kids wanted to take the quiz on Virgil's 'Aeneid,' I had to put a password on it so they wouldn't take the test before they finished the class. I swear it," Lombardi says, adding—one imagines, in jest—"Kids are very easily fooled."

Lombardi's students may think they're playing games in the "language arcade" at Fordham Preparatory School, an affiliate of Fordham University in the Bronx, New York City. But they're actually learning Classical Greek, Latin, French, German and Spanish on 64 Atari 800XL computers linked to a Corvus 20-megabyte hard disk drive.



Computerized quizzes spark healthy competition among students.

The greatest advantage of the computers is that they have created extra class time. Lombardi does the teaching. The computers do the dirty work—vocabulary drills, grading, and recording. "The computer is just a teaching aid like an overhead projector, textbook or chalk board," he says. "But this is



"The computer is the only teaching aid I've found that kids will use outside of class," says Rev. Nicholas Lombardi.

the only one I've found that kids will use outside of class."

If Lombardi had his way, more computers would be used to teach Pascal the philosopher than Pascal the programming language. "Computers are so bogged down in math and sciences. But they're ideally suited to the humanities."

"I'm a much better teacher than any computer," Lombardi says. "I'm absolutely convinced of that." "Teaching is a personal sharing of ideas. A computer can't communicate on its own, it's just a medium," he says.

SPACE INVADERS

"Many teachers are hostile about using computers, or afraid they'll be replaced by the machines," Lombardi says. "Six years ago, I was too." If he had not been so determined to beat a co-worker at Space Invaders, Lombardi might never have put Atari computers in his classroom.

Another language teacher, Rev. Russell Sloan, brought his Atari

computer to school. "He said it might have possibilities for teaching. He was playing Space Invaders," Lombardi recalls. He took one look at Sloan zapping aliens with a joystick and was appalled. "I told him his mind had completely disintegrated," Lombardi says.

Sloan said, "Why don't you just go play with the machine?" Sceptically, Lombardi took it home during an Easter break. He got fascinated by a program listing in a magazine and started typing in a game. "About halfway through I had to know what all those strange words meant," so he bought a programming book. By end of the Easter vacation, he knew BASIC.

He created Pac Vir (that's Latin for Pac Man) to teach passive voice in Latin. Using the Atari cassette recorder with a simple programming POKE, Lombardi's own voice recites vocabulary through the monitor speaker.

No other machine could do that without special cards. And a speech synthesizer would require

more memory—significantly. He tried using a speech synthesizer, but the lack of clarity made it worthless. “Se habla español” in mechanized speech would just impede teaching proper pronunciation.

FORDHAM BBS

Eventually Lombardi and Sloan wrote 169 educational programs teaching French, Spanish, German, Latin and Greek. These programs, originally written for the Atari, were ported over to the Apple II and marketed by Learning Technology, Inc. For information about the Atari versions of these programs, contact Lombardi at the Fordham Jesuit BBS—(212) 579-2869—where he's the sysop.

The Language Arcade computers are used for quizzes, drill and practice outside of class, never during regular classroom hours. “I get a real kick out of the articles you see knocking drill and practice and pushing simulations, which I think are a waste of time,” Lombardi says. “If you can just get students to drill more... well, teachers have been trying to do that since language study began.”

Lombardi figures he can buy four complete Atari setups for the price of one Apple. Why is the Apple so popular then? “Apple markets to educators aggressively. And teachers really need an 80 column screen for tests and word processing.”

“My pet peeve has always been that we saw the Atari computer as the best possible computer made for education, but Atari never saw the potential,” Lombardi says. “Don't they realize that kids go home and buy the same machine they use in school?”—Gigi Bisson

Answer: 1040ST™

Question: Which computer is the first in the world to give you 1 Megabyte of power for under \$1,000?

The 1040ST is a major breakthrough in personal computers. Indeed, it's the world's first computer with an original list price that represents less than \$1 per kilobyte.

To give you an idea of what an extraordinary accomplishment that is, let's look at the price-per-kilobyte figures for some well-known competitors.

The Macintosh™, for example, comes in at over \$4 per kilobyte, the Amiga™ is over \$5 per kilobyte and the PC AT™ is a whopping \$9.

In contrast, the 1040ST comes in at an incredible 98 cents per kilobyte and a total price of just \$999⁹⁵ for the complete system: CPU, disk drive and high-resolution monochrome monitor.

ATARI and 1040ST are trademarks of Atari Corp.
Amiga is a trademark of Commodore-Amiga, Inc.
AT is a trademark of International Business Machines, Inc.
Macintosh is a trademark licensed to Apple Computer, Inc.
© 1986 Atari Corp.



ATARI®

CIRCLE 9 ON READER SERVICE CARD

Many user groups create public domain software collections: The Jersey Atari Computer Society created a Print Shop graphics disk, for example. Morris' local user group hopes to do a similar project with education. If you are interested in assisting or contributing software, write to: Atari Computer Enthusiasts of Salt Lake, P.O. Box 26664, Salt Lake City, Utah, 84126.

Teachers don't make hardware purchases, administrators do. For Roland Fetzner, a Brooklyn, NY elementary school teacher, that's the problem. His classroom is equipped with Apple IIe and Radio Shack TRS-80 computers, “and compared to my Atari they are primitive,” he says. “Both computer teachers in the school are Atari users, but we cannot convince any administrators to buy Atari computers.”

EXCITING THREE

Four years ago, Helen Shephard became involved as a volunteer in a research project to determine the best use of computers in a sixth grade class at the Julia Randall Elementary School in Payson, Arizona.

“Our struggles with the Logo language highlighted the fact that changes in lifestyle since the 1940s had robbed at least 80% of the children of developing thinking skills. We mean visual thinking, decision making and accepting challenges,” Shephard says.

To develop what she calls the “Exciting Three,” she uses Atari computers. Visual Thinking is first, with four months of mastering Logo. Second is Decision Making by creating stories with AtariWriter following the

continued on next page

methods of professional writers—several rough drafts before the final draft. Third in the Exciting Three is Challenge Accepting as students illustrate their stories using Super Sketch and print them in color on an Okimate 10 printer.

"Nobody is to blame that the children have been robbed of an opportunity to practice visual thinking. We adults were busy blaming somebody else and in the meantime the real culprit, lifestyle, escaped scot-free," she says.

ONE IS ENOUGH

Not all schools need a truckload of Atari hardware. Rebecca Pyle's second grade class at Mechanicsburg School in Urbana, Ohio has only one Atari 800 and an old TV set.

She brought in a few books of very simple programs and turned the kids loose. A couple of the brighter students broke the ice by typing in some short graphics programs. "I never gave any formal programming instruction," she says, "but pretty soon someone got the bright idea to change parts of the program to see what would happen. Now the kids are fighting to get back to the computer and 'play'."

PEN PALS ONLINE

Every Monday after lunch, Montessori teacher Sara Armstrong types a question mark and the discussion begins.

Her students at Terra Nuova Elementary School in the San Francisco suburb of Hayward, California use an Atari computer and modem to talk with kids at Forest Hill Elementary, 150 miles away high in the small mountain town of Auburn.

The Atari Sister School Network, a project spearheaded by Atari Inc. was once a group of 10 schools. Atari donated the hardware and even paid for long distance phone charges between schools. Using a prototype gadget called the Piodyne Switch, two or more users could conduct a conversation or leave messages. The schools used the system to write interactive

stories, with each taking turns writing a chapter in the tale. When Atari Inc. dropped the program, Terra Nuova and Forest Hill hung on.

Now, the schools both read the same books and hold interactive discussions about them online. Last year, this project won the two schools a Golden Bell Award from the California State School Board Association for innovative use of computers in the classroom.

Armstrong bubbles with enthusiasm when she talks about how one Atari computer has enriched her classroom of 14 students aged 9-11. One girl at Forest Hill always talked the most during the online book discussions. "My kids would say, 'What's she going to say now, we're always interested in what she has to say.'" The girl's parents were surprised to find this out because she was always very withdrawn. "But the computer brought her out and it changed her life," Armstrong says.

At the year's end, the kids from Forest Hill met their online pen-pals in person on an exciting three-day field trip to the city. They slept on the school floor at night and spent days touring museums and aquariums.

The children bring their own experiences to the online sessions, and they learn about the subtle differences in urban and rural life. "When I ask the kids why they think telecommunications are important, they say, 'If you can see your ideas, not just hear them, you get into them more,'" says Armstrong.

FIVE YEARS AFTER

For a short time in 1981, the old Atari Inc. aggressively pursued the education market. The Atari Institute For Educational Action Research gave away \$1 million in hardware and cash stipends for educational projects.

The institute's vision, according to then-director Dr. Ted Kahn, was to "demonstrate how the power of the smallest chip of silicon... can un-

leash a massive expansion of human potential and give our generation and future generations... the gift of lifelong learning."

Five years is hardly a lifetime, but most of those Atari Institute computers are still in use. Atari 8-bit models are used exclusively at 257 U.S. Department Of Defense schools for children of military personnel around the world.

Under Jack Tramiel, Atari Corp. still donates hardware to worthy causes,

ATARI EDUCATIONA

When purchasing software, who can you trust? The Educational Products Information Exchange (EPIE), education's only non-profit consumer agency, provides objective information about educational software to parents and teachers.

EPIE's services include: The Educational Software Selector (TESS) a directory of software for pre-school through college. With 948 pages, TESS provides everything you need to know about 7,800 programs for every major computer used in schools and homes. Included are EPIE recommendations, references to magazine reviews and profiles of 625 software suppliers. EPIE Online, a searchable, electronic version of TESS can be found on CompuServe, along with EPIE Forum for educators and students. (Type GO EPIE at any ! prompt.)

For more detailed information, reply via CompuServe Easyplex mail to 70007,454 or contact EPIE at P.O. Box 839-O, Water Mill, NY 11976. (516) 283-4922.

SWAPPING SOFTWARE

Through Softswap, a public domain barter organization founded

but in a more restrained manner. "We're a business, not a philanthropy," says Atari marketing manager Brian Kerr. While Atari seems to have left the 8-bit elementary school market to deeply-entrenched Apple, they're getting a solid hold in the college market with ST computers.

"Atari is making a major push in all markets. Education is a natural for the ST and one we're definitely looking at," says John Scruch, director of Educational Sales for Atari Corp. Atari

SOFTWARE SOURCES

in 1980 by CUE, (Computer Using Educators), teachers send one original public domain program, and get a different one in return. They have only six Atari disks however. "Some are quite good," says Jolene Morris, a Utah teacher, who mentions Volcano, a simulation that puts you inside the Mount St. Helen's volcano eruption.

Janice Marshall, a CUE spokesperson, says CUE modifies each disk, removing bugs and loud noises, and cleaning up the disks to meet CUE standards. The public domain programs include Apple, Atari, IBM, Commodore PET, Macintosh, and Tandy TRS-80 software. Although there are only six programs in the Atari 8-bit library, more are certainly welcome.

"You don't have to be educator to participate, but your donation must be an original educational program—not pirated commercial software," Marshall says. And if it originally appeared in a magazine, Softswap needs a release from the magazine.

Softswap, c/o San Mateo County Office of Education, 333 Main Street, Redwood City, CA 94063. (From outside the U.S., please send \$5 for shipping.) —Gigi Bisson

Answer: 1040ST™

Question: Which computer was specially designed for people who hate to wait?

Let's face it, any time you spend waiting on a computer is time wasted. That's why Atari® built the 1040ST with a sizzling clock speed of 8 MHz.

And with 1024K bytes of Random Access Memory, the ST™ gives you an incredible combination of power and speed. (The PC AT™, for example, has 512K of memory.)

So you'll spend time working on your ST, instead of waiting on it.

In addition, the 1040ST costs an amazingly low \$999⁹⁵, which makes it the first computer in the world to deliver 1 Megabyte of memory for under \$1,000. (The PC AT costs about \$4,500.)

So if you haven't checked out the ST yet, what are you waiting for?

ATARI, ST, and 1040ST are trademarks of Atari Corp. AT is a trademark of International Business Machines, Inc. © 1986 Atari Corp.



ATARI®

CIRCLE 9 ON READER SERVICE CARD

currently offers a 10% discount to schools and universities through local dealers.

Atari gets inquiries daily from school systems, especially from math labs because most of the accepted computer languages are available for the ST. One of largest parochial schools in Falls Church, VA uses several hundred STs. And, according to Scruch, the ST has a strong foothold at University of California's Berkeley campus. "Case Western Reserve University in Ohio is doing some very bizarre things by hooking up 68020 chips to the ST with expansion boxes," Scruch says. And universities throughout Europe, particularly West Germany, have embraced the ST with a passion.

If Atari has any plans to compete in the college education arena against computer workstation giant Sun Microsystems and ex-Apple CEO Stephen Jobs' new company Next,

Inc. with their rumored 32-bit computer workstation, they're not talking about it. "It's certainly a possibility," Scruch says. "You have to keep a certain air of mystery."

Admit it or not, Atari's forthcoming IBM and Apple II hardware emulators for the ST are perfectly suited for education. "If you're looking at the school market and want to provide a clear upgrade path, giving schools a way to run their existing software on a less expensive computer is a natural," Scruch says. "And an ST costs much less than an Apple II." The recently released 80-column card for the 8-bit computers is also a boon to educators.

"We don't like to niche," Scruch says, echoing the philosophy of the new Atari Corp. "If you don't target a limited market, and you create the most powerful machine you can, people will find applications for it."



VIDEO STRETCH

continued from page 37

save a copy before you run it. If you just want to see Video Stretch operate on the Graphics 9 demo picture, type D from the main menu.

If you have some 62-sector microscreens to try it with, choose the L option from the main menu. The program will display any 62-sector file named D:PICTURE. You can change this default name by altering the filename in the Load() procedure.

You may alter the program to accept any 192-line graphics mode. To make the program accept pictures created in Graphics 15, for example, just redefine IR at the beginning of the program as 14, and change the graphics call in Rubber_Band to Graphics(15). If you have a non-XL computer, Graphics(15) is not available. You can replace it with Graphics(8), and the display will fix itself as soon as Stretch() operates.

Similar changes can be made to the program to make it work on any 192-line graphics mode, namely Graphics 8, 9, 10, 11, 14, and 15. For the little-

used Graphics 14, change a*40 in Sinit() to a*20.

HOW IT WORKS

The program is written in ACTION! from Optimized Systems Software, which is ideal for the combination of speed and arithmetic that is required. The Stretch() routine needs two parameters; the first is the size, in scan lines, of the image that will appear on the screen. Normal size is 192 lines. You can choose any size from one to about 500 lines and the image will be proportioned correctly.

Since an image bigger than 192 lines can't be displayed all at once, the second parameter tells what line of the original image will appear at the top of the screen. (It should be between 0 and 191.) This allows you to scan any portion of the expanded image. It also works with images that are smaller than full-size, allowing you the interesting capability of expanding the picture and moving it up and down.

DETAILS

The Stretch() procedure uses several line-drawing algorithms and speedy integer arithmetic to move each scan line to its proper place on your screen.

Before entering Stretch() you must initialize it with a call to Sinit(). A space of 580 bytes is required for the complex display list generated by the program. Each line has an independent LMS instruction.

Because the new display list is so long, your choice of places to put it is limited to the first 443 bytes in any given kilobyte. If you are using high-resolution Player/Missile graphics, those first three unused pages of P/M space are ideal.

Lloyd Burchill is a high school senior from Newcastle, New Brunswick who likes to write programs with an artistic flair. In 1985 he won a national award for a program about the moons of Uranus.



HARD DISKS

continued from page 36

floppy disk will present one picture about every four seconds, for an average speed of (32K/4) 8K bytes per second.

Our results here had me scratching my head. SHOPIC displayed pictures at slightly faster than two frames per second (fps) on the empty SupraDrive, the SupraDrive with files and the Atari Hard Disk. This means they're moving nearly 64K bytes per second (2*32K). But our HabaDisk ran at half that speed—a little less than one fps—and we're still not sure why.

HARD DISK UTILITIES

Every ST hard disk is supplied with at least four utility programs. Each manufacturer has slightly different programs, but they all do much the same job:

1. Format the hard disk. This program acts much like the format disk program for the floppy disks. Like the floppies, a hard disk is born blank, and needs to be told how and

MANUFACTURERS

ATARI HARD DISK

Atari Corp.
1196 Borregas Avenue
Sunnyvale, CA 94088
(408) 745-2000
\$799—20Mb

CIRCLE 277 ON READER SERVICE CARD

SUPRADRIVE

Supra Corp.
1133 Commercial Way
Albany, OR 97321
(503) 967-9075
\$549—10Mb

CIRCLE 275 ON READER SERVICE CARD

HABADISK 10

Haba Systems, Inc.
6711 Valjean Avenue
Van Nuys, CA 91406
(818) 901-8828
\$599—10Mb

CIRCLE 276 ON READER SERVICE CARD

where to store information on itself. You may divide one "physical" hard disk into as many as four "logical" hard disks, each with its own drive letter identifier—C, D, E, etc.

2. Boot the hard disk. This program, when placed inside an AUTO folder, teaches the Atari ST how to communicate with the hard disk when powered up. It may also be used outside the AUTO folder, after the Atari ST is up and running.

3. Clear directories. Formatting a hard disk can take as long as 10 minutes. A faster way to "erase" a hard disk is just to re-format the disk directories. In effect, the disk "forgets" where everything is stored on the disk and pretends the disk is blank, but formatted. This operation takes only seconds to perform.

4. Park the Read/Write head. This means running a program which locks the R/W head in a safe position (usually above the innermost track) where it won't be jostled against data track surfaces if the hard disk is

continued on page 52

P:R: CONNECTION

ICD Inc.
1220 Rock Street
Suite 310
Rockford, IL 61101
(815) 229-2999
\$69.95, 48K disk

CIRCLE 201 ON READER SERVICE CARD

Reviewed by Kurt Oestreich

Atari 8-bit computers don't have standard parallel and serial ports built in. Until now, if you wanted to use Ataris with non-Atari modems and printers you pretty much needed to connect them via the Atari 850 Interface Module. The 850, which was introduced in 1980, has not been manufactured for several years and is often difficult to find today.

Now along comes the **P:R: Connection**, a better mousetrap at last. The P:R: provides two RS-232 serial ports and one Centronics parallel port. This allows connection of one parallel printer, one serial modem and one other serial device such as an EPROM programmer. For most users, this should be more than enough interface capability.

The P:R: Connection is 850-compatible. Connections, software and applications remain the same. The unit's small gray case measures about four inches wide by six inches long. Perhaps the nicest new feature of the P:R: Connection is that it gets its power from the host computer, eliminating the need for an additional power supply and cord.

The exceptional software that comes with the P:R: Connection includes 850 Express (the 850-compatible version of the popular 1030 Express), AMODEM 7.2 and RSCOPE. The 850 Express is best of the three, allowing error-free uploading and downloading of files, auto-dialing with support for MCI and Sprint, capturing text, directories and much more.

The file PRC.SYS is included for

programs such as HomeTerm that have problems with the P:R: Connection. Aye, lads, the P:R: Connection is not *totally* compatible with the Atari 850. For people into machine language, it's completely compatible on the CIO level, but a few problems arise on the SIO level. PRC.SYS acts as a translator for those programs that interface on the SIO level.

I couldn't get Atari's Plato cartridge to work with the P:R: Connection either. However, Atari is apparently considering a new Plato release that would support the P:R:. I should also mention that the Atari 1200XL computer requires a small hardware modification to work with the P:R: Connection. Complete instructions are given in the documentation and the entire operation should take less than five minutes.

The P:R: Connection documentation is spectacular. It contains the complete R: driver source listing and

extensive information on pinouts of industry standard peripherals and the P:R: ports. Also included is a detailed account of the workings of the RS-232 ports.

All in all, ICD's P:R: Connection is a fine package, both for novice computer users and advanced programmers.

WRITE 80 WORD PROCESSOR

MTS Software
P.O. Box 623
Williamsville, NY 14221
(716) 634-0578
\$59.95, 48K disk

CIRCLE 242 ON READER SERVICE CARD

Reviewed by Andy Eddy

Write 80 is a word processor with built-in 80-column display, but the
continued on next page

Answer: 1040ST™

Question: Which computer builds in multiple features instead of hidden costs?

It seems that a lot of our competitors design stripped down computers, and then charge extra for every feature and upgrade you add.

Atari® doesn't do that, because we believe the features and level of performance you want should be built in to begin with.

That's why the 1040ST gives you a full Megabyte of memory. While the competition only gives you the chance to spend big dollars trying to improve their memories.

Another trick they use is to make sure their interfaces don't meet industry standards, so you're locked into their system. In contrast, the ST™ uses standard interfaces across the board, such as the RS-232C port for serial modem communications and the parallel interface for an industry standard printer.

Of course, the ST's best built-in is the price, which is an incredible \$999⁹⁵!

ATARI, ST, and 1040ST are trademarks of Atari Corp.
© 1986 Atari Corp.



ATARI®

CIRCLE 9 ON READER SERVICE CARD

amount of memory used for the 80-column feature interferes with the computer's handling of other tasks and limits the program's usefulness.

Unlike the ACE80 cartridge reviewed in the July, 1986 *Antic*, Write 80's expanded 80-column display is not compatible with other word processors or text editors. It provides 80 columns only in the text entry and edit modes. When it reaches a menu or prompt, the program reverts to 40 columns.

Write 80 is very slow to accept text from the keyboard. Anyone who types faster than 15 words per minute will lose characters because of the lack of a buffer. The developers of the program said they couldn't provide a buffer because of the 8-bit Atari's memory constraints, but they feel that Write 80 still makes a good beginner's word processor.

Write 80 displays a 19-line chunk of the page you're writing. When you reach the bottom of the screen, it clears, redisplaying the last two lines at the top and leaves a new 19-line area to work with. This sluggish redrawing of the screen is necessary because of the redefined character editor for 80 columns. But the delay also gets annoying when any changes are made in the text, such as with a global replace.

Write 80 saves text page by page. You can't save a whole document. When you reach the end of one page, you must save it before continuing with the next. This makes editing a real chore. If there is no room to add to a page, you must reformat each following page.

If you can work around these problems, the program is functional, with control codes to accomplish the more difficult word processing tasks. There are even some fancy features available, such as the print preview, which shows a scaled-down diagram of your entire page on the screen—the text layout is represented by hash marks. Margins and other page definitions are easy to change to your liking. Write

The 80-column display slows up the word processor

80's manual is very helpful too.

All in all, the developers of Write 80 should be proud to have squeezed as much as they did out of the Atari 8-bit computers. To their credit, they came up with a decent word processor, even though memory limitations slow it down.


RACING DESTRUCTION SET

Electronic Arts
1820 Gateway Drive
San Mateo, CA 94404
(415) 572-ARTS
\$29.95, 48K disk

CIRCLE 239 ON READER SERVICE CARD

Reviewed by David Plotkin

Racing Destruction Set (RDS) is a construction set program for enthusiasts of road racing games. It offers many options for customizing the cars and race tracks. The graphics are somewhat limited, but the fast action and multitude of options should keep you busy for quite a while.



If you don't feel like designing your own course, RDS comes with 50 race

tracks, many of which resemble world-famous courses such as the Indianapolis 500 and Laguna Seca. The race tracks are loaded from disk via an easy-to-use menu system. However, some tracks take over a minute to load.

RDS is first and foremost a racing game. You can race against either a human opponent or the computer. The screen is split, and each of the players can see their car plus a very short section of the track. If the two cars are near each other on the track, both cars appear in both windows.

Even if you're "just" racing, there are many options to spice up the game. You can vary the number of laps which constitute a race, change the background graphics and change the difficulty level—which changes the top speed available and your ability to survive wrecks. But these are only the basic options.

Increasing the gravity makes the car roll over more during jumps. You can also choose the destruction derby, in which part of the object is to disable the opponent's car. You can bump him off the road, or use weapons such as mines, oil slicks or the "crusher."

The ability to customize is the heart of construction sets, and RDS is no exception. First, you can customize your car, choosing the size of the engine, tires and even the vehicle type itself. Ten different kinds of vehicles are available, including Can Am racers, dune buggies and a dirt bike, each with its own set of engine and tire possibilities.

To customize, simply move a cursor on the screen with the joystick, pressing the button to make your choices, which affect important racing variables such as weight and traction—although curiously not gas mileage. Relative values of these variables appear on the screen to help you choose: for example, you might want different tires for a dirt surface than for concrete.

You can also choose armor and weapons, although these will increase

Product Reviews

your weight and reduce your acceleration. Once you have selected a car you like, you can save it to disk for future racing sessions or further modifications.

Customizing the race track is trickier. You may choose a variety of pieces such as curves and jumps, again using a joystick-controlled cursor. Some of the pieces may be altered, varied in width and contoured with changing elevations. A variety of surfaces, such as concrete or dirt, are also available. An enlarged view of the piece you have selected appears on the bottom of the screen to help make modifications.

When you are through, you can save the track to disk and race it. However, if the program finds that two adjoining pieces don't match, it will refuse to exit, indicating which pieces are in error. Then you must figure out *why* they don't match, and fix it. Of course, fixing one piece may cause a problem with others, but this is the price you must pay for having so much power.

The control scheme for RDS is pretty standard for racing games, with joystick movement sending the car in a direction based on the *driver's* frame of reference—that is, if the car is moving down on the screen, pushing the joystick right will move the car *left*. This can be confusing. The RDS menu screens are essentially standard Graphics 0, somewhat uninspiring. More importantly, the racing scenes have a jerky motion. The cars are not well detailed, and during a race your car can get so close to the end of the visible section of track that you can't correct for track conditions in time to avoid a wreck. After you learn a track, this is not so much of a problem, but it should have been easy to fix in the programming.

Finally, the cars partially steer themselves. They'll maneuver around the curves like slot cars as long as you don't hit the curves too fast. There doesn't seem to be any way to counteract this, so some of the challenge

of the race is lost.

But these shortcomings are minimal compared to the joy of building and racing your own car and tracks. If you are a racing buff, then Racing Destruction Set should provide many hours of creative enjoyment.

FOOBLITZKY

Infocom Inc.

125 Cambridge Park Drive
Cambridge, MA 02140

(800) 262-6868

2-4 players, age 14 to adult

\$39.95, 48K disk

CIRCLE 241 ON READER SERVICE CARD

Reviewed by Michael Lasky

Fooblitzky is a graphics-filled strategy game that I actually found dull. The most surprising thing about this cumbersome computerized boardgame is that it is the first graphics software from the interactive fiction geniuses at Infocom.



Fooblitzky City is inhabited by dogs. The object of the game is to move around and collect four objects secretly pre-selected by the other players. Then you race back to a checkpoint. If you have the correct objects, you win.

Obstacles to prevent you from quickly succeeding include being hit by a car, opponents bumping into you and taking your possessions, and the Chance Man, a con artist/mugger who prowls the streets. A spinning wheel

determines how many spaces you move in each turn.

You buy things like bananas, teddy bears and light bulbs, using "foobles" for money and noting the objects and their prices on a memo board. If a store is out of stock, you must go to another quadrant of the city to buy, but you can call ahead from a telephone booth to avoid a wild goose chase. And there is a subway to get you across town quickly.

Anything you do in Fooblitzky seems to cost money. If you go broke, you can earn more by working in the restaurant or selling possessions in the pawnshop. You start each game with exactly twice the amount needed to buy one set of correct items.

As with other Infocom games, the disk drive responds to virtually every command you make. The program, however, doesn't always react to the joystick the first time you push it. I preferred using the keyboard instead. The flipping graphics and page scrolling are well-defined "pixel-ated" drawings—somewhat primitive in design but still whimsical. The only sound effects are a few low-volume tones that can be toggled off.

Fooblitzky requires musical chairs logistics where each player takes a turn at the keyboard. There are so many rules and procedures to remember that the package contains four memo boards with colored oil pens for player notes and three—count 'em—different sets of instructions. The screen can accommodate only 25% of the playing field. Pushing the joystick button at the right time produces a miniature map of the entire board, but it's hard to read. A status line quadrant locator is of little help.

Variations to the default "house rules" can be made when booting the disk. You can change the Chance Man's mood, make crossing the streets safe, even start players with more foobles. About the only thing you can't do is make Fooblitzky more exciting.

continued on next page

ARTIST UNLEASHED, LAYOUT

MTS Software
P.O. Box 623
Williamsville, NY 14221
(716) 634-0578
48K disk

CIRCLE 200 ON READER SERVICE CARD

Reviewed by Andy Eddy

For closet artists everywhere, MTS Software's **Artist Unleashed** (\$49.95) helps bring creativity to the surface. Using a joystick, KoalaPad or Rat to control the onscreen painting dot, you can create high-resolution Graphics 8 pictures on your 8-bit Atari for saving to disk, inserting in your BASIC programs or printing on an Epson-compatible.

*In the right
hands, very fancy
art can be
created*


These pictures can be enhanced or altered by stretching, inverting, dis-

playing in in-verse video, changing colors and rotating in 90-degree increments. You can also place text anywhere on the screen. You can touch up the picture many times before printing or saving—in much the same way a word processor manipulates text. Completed pictures can be moved and combined to form collages.

Refine, the program's picture editor, breaks down your picture into grids for detail work. The section to be edited appears enlarged on the right side of the screen while the main picture remains on the left. Changes on the enlarged portion also show up on the main picture so you can check your progress immediately. Upon completion, you can use the Show function to access and display a version from disk.

A disk of sample pictures created with Artist Unleashed is included to demonstrate that in the right hands very fancy works of art can be created with this software.

Unfortunately, Artist Unleashed is not all that easy to learn. The manual describes commands only briefly. References to the Show and Refine functions send you to a page where neither topic is mentioned. Thus, like Columbus, you are frequently forced to search for discoveries in this



Word Schumaker

package. With **Layout** (\$39.95), another well-constructed MTS package, you can compose newsletters, posters and advertising materials. It can be used by itself or with Artist Unleashed. Layout is not a powerful drawing utility like Artist Unleashed, but its picture editor is fine if you just need basic graphics to be combined into neat pages with text and headlines.

The accompanying data disk contains pre-programmed symbols, borders and character sets to save you the toil of making them from scratch. I felt that the border set, used with the manual's examples, was the most attractive feature of this package—it embellishes your creations with professional-looking results. User group newsletters can particularly benefit from using Layout.

Layout suffers from some of the same documentation problems as Artist Unleashed, but it doesn't hurt this program as much, because Layout is much simpler. And using Layout together with Artist Unleashed makes a graphic one-two punch that's hard to beat.



CHECKBOOK PLUS AN INEXPENSIVE WAY TO ORGANIZE YOUR FINANCES

Speeds checkbook balancing
Aids tax return & budget preparation

- Maintains 16 budget categories
- Allows non-numeric check numbers
- Searches for individual checks
- Sorts & totals checks by budget category, name, or number
- Totals income tax deductions for business expenses, medical, contributions or taxes
- Prints reports on an 80 column printer
- Convenient file management
- Not copy protected
- Maintains multiple accounts

REQUIRES A 48K ATARI COMPUTER
& DISK DRIVE

\$14.95
MICHIGAN RESIDENTS ADD SALES TAX

send to
A-PLUS ENTERPRISES
3790 BLENHEIM ROAD
ST JOSEPH, MI 49085

CIRCLE 1 ON READER SERVICE CARD

GOTO DEBATE

continued from page 33

STEP 0 option, the FOR/NEXT loop will continue to loop until A\$ is X.

What's wrong with this? Well, it will usually work. But it's a classic example of tricky programming—a programmer who's being more clever than needed. The same code could be written like this:

```
10 REM LOOP UNTIL A$ = X
20 INPUT A$
30 IF A$ <> 'X' THEN GOTO 20
```

The version with the IF/THEN GOTO is shorter. It runs faster. It doesn't use any unnecessary variables, which waste time and memory space. Most important, what's going on is expressed as simply and clearly as possible.

WILL IT WORK?

As I said, I suspect that GOTO paranoia is tied to mistaken notions about programming. One common mistake by beginning programmers is that if a program works once—or twice, or even dozens of times—then it will always work.

Actually, people in all walks of life tend to think that just because something was once tested successfully, it will keep working. The sad truth is that if a system is very complex, it's just about impossible to test it thoroughly just by running it over and over.

No matter how many times you run it through, a really complex system has too many possible complications that could crop up at odd times in unexpected ways. A common example of this is when you crash a program by mistyping a couple of keys and accidentally sending the computer a destructive instruction.

There is a way of making sure a program will work, but it doesn't involve testing in the usual sense. If a program has a clear, easily-understood structure which flows cleanly between well-defined parts, it's easy to make sure it will work and easy to change or improve the program.

But if a program has GOTOs that bounce from the middle of one routine into the middle of another, prov-

ing it will always work can be next to impossible. That's the "spaghetti programming" which sets almost any experienced programmer's teeth on edge—and it has given GOTOs a bad reputation.

*People develop
such extreme love
or loathing of
GOTOs because
of fundamental
misunder-
standings*

Spaghetti code is impossible to change safely, because it's impossible to understand. It's the worst possible way for you to use a GOTO—because there's no way to make clear exactly what you're doing.

REAL-WORLD EFFICIENCY

It's easy to overreact to the unprovability of programs. And that's where another common mistaken idea about programming shows up—the notion that a computer language, or any system of rules, can somehow eliminate any chance of error. That's the basis for "Structured Programming," in which the language, rather than the programmer, is supposed to be responsible for making sure there are no mistakes in the program's structure.

Notice that I put "Structured Programming" in quotes, with capital letters. I'm not just talking about structured programs. All of your programs should be well-structured. If they're not, it means you're programming without a plan, and your programs are lucky if they get anywhere at all. Well-designed, well-structured programs are the only kind you can really trust—and the only kind you should write.

On the other hand, "Structured Programming" is a philosophy that

insists it's more important to use "structures" than to program efficiently. "Structures" are supposed to be so important, because they make a program "self-documenting."

But in the real world, programs need to work efficiently. If a program spends too much time inside "structures," it's badly designed. If it wastes time or space, it's simply not the best program it can be.

More important, in the real world there's no such thing as a "self-documenting" program. A looping structure may help clarify the way a program works, but it's no replacement for making explicit comments (REMARKs) in REM statements about how the program works.

The toughest thing about any program is keeping track of what's going on. You can keep track of only so many things in your head at once. When a program gets more complex than that, you'll start to forget details. And if you want to change or improve your program later on, the chance that you'll remember all its nuances weeks or months from now is just about nil.

There's only one practical way to keep track—doing it right in the program itself, with your logical choice of program statements and with REM text statements. Don't trust your memory for anything.

That's the way to make your program structure clear and provable. Design philosophies can help, but they're not much good unless you actually use REMark comments—lots and lots of comments—to document your program.

WORRY-FREE GOTO

So, to sum up—don't use more GOTOs than you absolutely must. But avoid tricky programming gimmicks that replace GOTOs with confusion and inefficiency.

Just keep your program as clear, clean and straightforward as you can make it. And as you go, explain with REM statements exactly how it works. And you'll never have to worry about GOTOs again!





152K Lowest Price In The USA! 152K

Computer System Sale

• Students • Word Processing • Home • Business

152K System \$379*
(130XE System)

EDUCATE WITH ATARI

②



①



③

Limited Time
FREE Software w/ System Purchase*
Home Filing Mgr., Star Raiders,
Music Composer, Defender

LOOK AT ALL YOU GET FOR ONLY
LIMITED QUANTITIES

\$379
SYSTEM PRICE

- ① Atari 130XE 152K Computer
- ② Atari 1050 127K Disk Drive
- ③ Atari 1027 Letter Quality 20 CPS Printer
- Super Atari Word Processor
- Atari BASIC Tutorial Manual

All connecting cables & T.V. interface included.
☆ Monitors sold separately.

LIST PRICE

INDIVIDUAL
SALE PRICE

\$249.00
299.00
299.00
59.95
16.95

\$134⁹⁵
159⁹⁵
159⁹⁵
49⁹⁵
7⁹⁵

TOTALS

\$923.90

\$512.75

SAVE
OVER \$100
ALL 5 ONLY
\$379⁰⁰
SYSTEM
SALE PRICE

CALL FOR 1027 PRINTER REPLACEMENT OPTIONS

* Free software subject to substitution for other titles

Other Accessories

- ☆ 12" Hi Resolution Green Screen Monitor
- ☆ 13" Hi Resolution Color Monitor

List

\$199.00
\$399.00

Sale

\$79.95
\$139.95

Add \$9.95 for
Connection Cables
Add \$10 for UPS

15 DAY FREE TRIAL. We give you 15 days to try out this ATARI COMPUTER SYSTEM!! If it doesn't meet your expectations, just send it back to us prepaid and we will refund your purchase price!! **90 DAY IMMEDIATE REPLACEMENT WARRANTY.** If any of the ATARI COMPUTER SYSTEM equipment or programs fail due to faulty workmanship or material within 90 days of purchase we will replace it IMMEDIATELY with no service charge!!

Best Prices • Over 1000 Programs and 500 Accessories Available • Best Service
• One Day Express Mail • Programming Knowledge • Technical Support

Add \$25.00 for shipping and handling!! Enclose Cashiers Check, Money Order or Personal Check. Allow 14 days for delivery. 2 to 7 days for phone orders. 1 day express mail! We accept Visa and MasterCard. Add \$25 if Air Mail. C.O.D. on phone orders only. Add \$50 for CANADA, PUERTO RICO, HAWAII, ALASKA, APO-FPO orders.

COMPUTER DIRECT

We Love Our Customers

22292 N. Pepper Rd., Barrington, Ill. 60010

312/382-5050 to order

CALL ATARI CALL

312-382-5050 Software Sale 312-382-5050

(T) Tape, (C) Cartridge, (D) Disk.

GAMES

Electronic Arts

A0790 CHESSMASTER 2000 (D)	\$29.95
A0791 AGE OF ADVENTURE (D)	\$22.95
A0792 GOLDEN OLDIES (D)	\$19.95
A0793 SUPER BOULDERDASH (D)	\$17.95
A0794 RACING DESTRUCTION SET (D)	\$23.95
A0684 DR. J & LARRY BIRD GO 1 ON 1 (D)	\$23.95
A0685 MOVIE MAKER (D)	\$23.95
A0686 SEVEN CITIES OF GOLD (D)	\$23.95
A0687 PINBALL CONSTRUCTION SET (D)	\$16.95
A0688 MUSIC CONSTRUCTION SET (D)	\$16.95
A0689 FINANCIAL COOKBOOK (D)	\$27.95
A0690 M.U.L.E. (D)	\$16.95
A0691 MURDER ON THE ZINDERNUF (D)	\$12.95

Designware

A0409 SPELLAKAZAM (D)	\$ 9.95
A0403 MATH MAZE (D)	\$12.95
A0406 TRAP-A-ZOID (D)	\$ 9.95
A0401 CRYPTO CUBE (D)	\$12.95
A0400 MISSION ALGEBRA (D)	\$24.95
A0404 SPELLICOPTER (D)	\$12.95
A0402 SPELLAGRAPH (D)	\$ 9.95
A0475 BLUE CHIP TYCOON	\$19.95
A0477 BLUE CHIP MILLIONAIRE	\$19.95

Broderbund

A0045 PRINT SHOP (D)	\$25.95
A0046 GRAPHIC LIBRARY 1 (D)	\$15.95
A0047 GRAPHIC LIBRARY 2 (D)	\$15.95
A0300 GRAPHIC LIBRARY 3 (D)	\$15.95
A0669 BANK STREET WRITER (D)	\$32.95
A0517 LODGE RUNNER (D)	\$23.95
A0670 CHAMPIONSHIP LODGE RUNNER (D)	\$18.95
A0671 KARATEKA (D)	\$18.95

Activision

A0520 STAR BOWL FOOTBALL (D)	\$23.95
A0795 ON TRACK RACING (D)	\$17.95
A0796 MUSIC STUDIO (D)	\$20.95
A0797 STAR LEAGUE BASEBALL (D)	\$17.95
A0598 SPACE SHUTTLE (D)	\$15.95
A0599 GHOSTBUSTERS (D)	\$23.95
A0665 HACKER (D)	\$15.95
A0666 MIND SHADOW (D)	\$15.95
A0667 MASTER OF THE LAMPS (D)	\$15.95
A0668 GR AMER CROSS CNTRY RD RACE (D)	\$15.95

Avalon Hill

A0960 COMPUTER TITLE BOUT (D)	\$18.95
A0961 JUPITER MISSION 1999 (D)	\$29.95
A0962 COMBAT SHEES (D)	\$17.95
A0963 MISSION ON THUNDERHEAD (D)	\$17.95
A0578 TAC (D)	\$24.95
A0606 QUEST OF THE SPACE BEAGLE (D)	\$22.95
A0607 CLEAR FOR ACTION (D)	\$19.95
A0609 GULF STRIKE (D)	\$19.95

Cosmi

A0509 CAVERNS OF KHAFKA (T&D)	\$12.95
A0507 FORBIDDEN FOREST (T&D)	\$12.95
A0798 TALLEDEGA (T&D)	\$12.95
A0799 MASTERS OF TIME (D)	\$12.95
A0508 AZTEC CHALLENGE (D)	\$ 5.95
A0610 E FACTOR (D)	\$ 5.95
A0612 CRYPTS OF PLUMBOUS (D)	\$ 5.95
A0615 SPIDER INVASION (T)	\$ 5.95
A0614 MELTDOWN (D)	\$ 5.95

Xlent

A0810 TYPESETTER (D)	\$24.95
A0811 RUBBER STAMP (D)	\$19.95
A0812 PAGE DESIGNER (D)	\$21.95
A0813 MEGAFONT (D)	\$18.95

EDUCATION

Weekly Reader

A0719 PIC. BUILDER (D)	\$14.95
A0412 STICKYBEAR BOP (D)	\$14.95
A0413 STICKYBEAR NUMBERS (D)	\$14.95
A0414 STICKYBEAR BKST BOUNCE (D)	\$14.95
A0415 STICKYBEAR OPPOSITES (D)	\$14.95
A0416 STICKYBEAR ABC (D)	\$14.95
A0417 STICKYBEAR SHAPES (D)	\$14.95

BUSINESS

A0201 ATARI WRITER PLUS (D)	\$49.95
A0203 VISICALC (D)	\$24.95
A0204 HOME FILING MANAGER (D)	\$19.95
A0206 FILEWRITER (D)	\$20.95
A0207 REPORT WRITER (D)	\$19.95
A0213 PAPERCLIP	\$49.95
A0208 MENU WRITER (D)	\$19.95
A0209 FAMILY FINANCE (D)	\$19.95
A0210 HOME INTEGRATOR (D)	\$19.95
A0211 SMALL BUS INVENTORY (D)	\$11.95
A0212 SALESMAN'S EXPENSES (D)	\$11.95
A0214 RETAIL INVOICE (D)	\$11.95
A0215 TIMEWISE (D)	\$14.95
A0216 PEACHTREE G/L (D)	\$49.00
A0217 PEACHTREE A/R (D)	\$49.00
A0218 PEACHTREE A/P (D)	\$49.00
A0717 SYN CALC (D)	\$32.95
A0718 SYN CALC TEMPLATES (D)	\$14.95
A0672 APPT PLNR/WKLY SCHEDULE (D)	\$12.95
A0673 ACCOUNTS RECEIVABLE (D)	\$11.95
A0674 ACCOUNTS PAYABLE (D)	\$11.95

Synapse

A0535 BLUE MAX 2001 (D)	\$19.95
A0537 NEW YORK CITY/ELECTRICIAN (D)	\$14.95
A0540 BLUE MAX (D)	\$19.95
A0715 MIND WHEEL (D)	\$24.95
A0716 ESSEX (D)	\$24.95

Epyx

A0520 JUMPMAN (D)	\$14.95
A0521 DRAGON RIDERS OF PERN (D)	\$14.95
A0522 SUMMER OLY GAMES (D)	\$22.95
A0523 PITSTOP II (D)	\$22.95
A0524 BALL BLAZER (D)	\$22.95
A0525 RESCUE ON FRACULUS (D)	\$22.95
A0693 KORONIS RIFT (D)	\$22.95
A0692 THE EIDOLON (D)	\$22.95
A0355 WORLD KARATE CHAMPIONSHIP (D)	\$18.95

Strategic Simulations, Inc.

A0968 SIX GUN SHOOTOUT (D)	\$23.95
A0969 BATTLE OF ANTIETAM (D)	\$31.95
A0970 U.S.A.F. (D)	\$36.95
A0971 CARRIER FORCE (D)	\$36.95
A0972 NAM (D)	\$23.95
A0973 MECH BRIGADE (D)	\$36.95
A0527 FIELD OF FIRE (D)	\$23.95
A0530 IMPERIUM GALATUM (D)	\$23.95
A0531 RAILS WEST (D)	\$23.95
A0533 50 MISSION CRUSH (D)	\$23.95
A0590 BROADSIDES (D)	\$23.95
A0591 COMPUTER QUARTERBACK (D)	\$23.95
A0592 COMPUTER AMBUSH (D)	\$36.95
A0593 COMPUTER BASEBALL (D)	\$23.95
A0712 COLONIAL CONQUEST (D)	\$23.95
A0714 KAMPFGRUPPE (D)	\$36.95

DLM

A0680 SPELLING WIZ (D)	\$14.95
A0681 ALIEN ADDITION (D)	\$14.95
A0682 METEOR MULTIPLICATION (D)	\$14.95
A0683 ALLIGATOR MIX (D)	\$14.95

Atari

A0420 ATARI MUSIC I (D)	\$19.95
A0421 ATARI MUSIC II (D)	\$19.95
A0422 INTRO PROG I (T)	\$14.95
A0423 INTRO PROG II (T)	\$14.95
A0424 INTRO PROG III (T)	\$14.95
A0425 ATARI LAB STARTER (C)	\$39.95
A0426 ATARI LAB LIGHT MOD (C)	\$28.95
A0428 SKYWRITER (C)	\$16.95
A0429 CONVERSATIONAL FRENCH (T)	\$16.95
A0430 CONVERSATIONAL SPANISH (T)	\$16.95
A0431 MY FIRST ALPHABET (D)	\$16.95
A0432 SPEED READING (T)	\$19.95
A0433 TYPO ATTACK (C)	\$16.95
A0435 VERBAL MODULE SAT (D)	\$29.95
A0436 SAT SAMPLE PRETEST (D)	\$17.95
A0437 MATH MODULE SAT (D)	\$29.95
A0438 TOUCH TYPING (T)	\$14.95
A0439 JUGGLES RAINBOW (D)	\$16.95
A0440 JUGGLES HOUSE (D)	\$16.95
A0442 TOUCH TABLET/SOFTWARE	\$49.00
A0443 PAINT (D)	\$19.95
A0315 PILOT/TURTLE GRAPHICS (C)	\$29.95
A0316 LOGO (C)	\$39.95
A0318 ASSEMBLER/EDITOR (C)	\$19.95
A0319 MACRO ASSEMBLER (C)	\$19.95

Fisher Price

A0444 LINKING LOGIC (C)	\$9.95
A0445 DANCE FANTASY (C)	\$9.95
A0446 MEMORY MANOR (C)	\$9.95
A0447 LOGIC LEVELS (C)	\$9.95

Spinnaker

A0448 KINDERCOMP (C)	\$9.95
A0449 FACEMAKER (C)	\$9.95
A0450 KIDS ON KEYS (C)	\$ 9.95
A0451 GRANDMAS HOUSE (D)	\$16.95
A0452 KIDWRITER (D)	\$16.95
A0454 IN SEARCH AMAZ THING (D)	\$22.95
A0455 TRAINS (D)	\$18.95
A0456 ALPHABET ZOO (C)	\$9.95
A0457 AEROBICS (D)	\$22.95
A0710 DELTA DRAWING (C)	\$9.95
A0711 ADVENTURE CREATOR (C)	\$12.95

American Educational Computer

A0485 SPELLING	\$21.95
A0459 VOCABULARY WORD BLDG (D)	\$14.95
A0460 GRAMMAR WRK USE SKILLS (D)	\$14.95
A0461 WORLD GEOGRAPHY FACTS (D)	\$14.95
A0462 SPANISH VOCAB SKILLS (D)	\$14.95
A0463 FRENCH VOCAB SKILLS (D)	\$14.95
A0464 WORLD HISTORY FACTS (D)	\$14.95
A0465 US HISTORY FACTS (D)	\$14.95
A0466 US GEOGRAPHY FACTS (D)	\$14.95
A0467 US GOVERNMENT FACTS (D)	\$14.95
A0468 LEARN TO READ (D)	\$21.95
A0470 READING COMPREHENSION (D)	\$21.95
A0418 BIOLOGY FACTS (D)	\$14.95
A0493 ELEM SCIENCE 3 & 4 (D)	\$14.95
A0494 ELEM SCIENCE 5 & 6 (D)	\$14.95
A0495 ELEM SCIENCE 7 & 8 (D)	\$14.95

Artworx

A0660 BRIDGE 4.0 (D)	\$15.95
A0661 COMPUBRIDGE (D)	\$15.95
A0738 LINKWORD LANGUAGE-SPANISH (D)	\$16.95
A0739 LINKWORD LANG-FRENCH (D)	\$16.95
A0740 LINKWORD LANG-GERMAN (D)	\$16.95
A0741 LINKWORD LANG-ITALIAN (D)	\$16.95
A0663 MONKEYMATH (D)	\$15.95
A0664 MONKEY NEWS (D)	\$15.95

Add \$3.00 for shipping, handling, and insurance. Illinois residents please add 6 1/4% sales tax. Add \$6.00 for CANADA, PUERTO RICO, HAWAII, ALASKA, APO-FPO orders. All orders must be in U.S. Dollars. WE DO NOT EXPORT TO OTHER COUNTRIES EXCEPT CANADA. Enclose Cashier Check, Money Order or Personal Check. Allow 14 days for delivery, 2 to 7 days for phone orders, 1 day express mail. Prices & Availability subject to change without notice.

VISA — MASTER CARD — C.O.D. C.O.D. on phone orders only.

Computer Direct

We Love Our Customers

22292 N. Pepper Rd., Barrington, Illinois 60010

312/382-5050 to order

HOME AID ST

Welcomes you to an
organized household
Only \$39.95

ADDRESS BOOK: Lets you record up to 100 names per file. Alphabetized search. Prints labels or complete address data in 3 type styles. Autodialer.

BUDGET: Track weekly, monthly, yearly expenses and income. Functions include Graphing, Recalculation (auto or manual), Copying (by individual item or whole fields). Use the mouse to move from one month to another.

APPOINTMENT CALENDAR: Select from any year (1752-?). Store and recall appointments easily. Print appointments out by day or week. Copy from one day to another. Search for any phrase. Appointment book uses a free-format so it can be used as a notepad, desk diary, etc. Stores 100 lines of information with 40 chars/line. Print out calendars by year or month. Customize your calendar by adding your own pictures. Calendar keeps current day/time and has on-screen real-time digital clock.

CALCULATOR: 19 functions with 10 memory locations. 'Paper Tape.'

SAVINGS and LOAN: A 'financial calculator' for asking 'What If' questions. Determine the interest you are paying or receiving.

HOME AID ST can be configured as desk accessories, as individual programs or as 1 main program. We let **YOU** choose what is best for **YOU!** Manual included.

Call (303) 472-6624
SRM Enterprises
P.O. Box 40
USAFA, CO 80840

Terms: VISA/MC/CHECK/MO/COD
** Dealer Inquiries Invited **

CIRCLE 125 ON READER SERVICE CARD

HARD DISKS

continued from page 44

moved or bumped. Better safe than sorry. Try to get in the habit of parking the R/W head whenever you shut off the disk.

DAILY OPERATIONS

Always make sure you turn on your hard drive and let it run for 30 seconds or more before you turn on your Atari ST. A hard disk is relatively heavy—as you noticed when you picked it up—and needs a bit of time to come up to proper operation speed. Conversely, always turn your hard drive off last, first making sure you've parked the R/W head.

Now, with the disk running at speed, start your Atari ST with your hard disk boot program inside an AUTO folder on your boot disk. If this is the first time you've booted with the hard disk, you may need to "install" the required disk icon on the GEM desktop before you can access that disk.

Do this by clicking once on any disk icon showing, which highlights

Postage-free
Antic Reader
Service Card
brings you
more facts
about prod-
ucts adver-
tised in this
issue.

the icon, then moving the mouse pointer up to the Options Menu selection. The Options Menu will drop down, and the Install Disk Drive option will be active. Click once on this, and a dialog box appears, allowing you to type in a drive letter plus text for the bottom of the icon. Select the letter for the drive you want to activate, and click on Install. When the dialog box disappears, the new disk icon should show on the desktop. If you can't see it, try dragging one of the existing icons out of the way. Your new icon may be sitting underneath it.

With the hard disk icon on your desktop, double-click on it. At this point you may use your hard disk pretty much as you would use other disk drives. There are some exceptions, such as programs that use copy-protection which require the original disk to be in disk drive A.

Some people leave their hard disks running all the time, never letting them spin down. We talked with drive manufacturers who told us this was not at all unusual, and that they expected a hard drive running all the time to go an average of over *two years* without failure. So they should last even longer running just part of the time, right?

In a nutshell, treat the hard disk gently, don't drop it, and you should get many years of service. But don't forget to back up all your important files onto floppies—just in case.

CONCLUSIONS

Should you get a hard disk for your ST? Absolutely, if you can afford the price and are regularly dealing with large amounts of data. Which should you buy? Well, all three of Antic's hard disks are almost identical in operation and performance. Our Atari hard drives have given us the least amount of trouble. But the initial trouble we had in setting up the Supra and Haba hard drives was traced to a problem in our early production ST, not to the hard drives themselves.

Until Read/Write CD ROM optical disks are cheap and available, any ST hard disk seems to be a good way to go.



For Atari 8-bits and STs

CASTLE: COLORFUL EDUCATIONAL GAME

PROGRAM BY TRACY AND LORI HERSHEY
ATARI CONVERSIONS BY BILL MARQUARDT

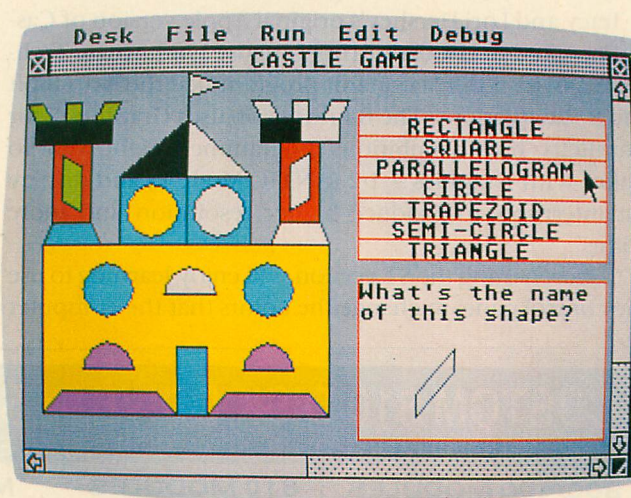
If you ever put together a puzzle made from wooden blocks that come in different shapes and colors, you know how to play Castle. A colored shape is added to the castle's outline when you correctly identify the shape's written name. This enjoyable educational game gives children practice in both spelling and recognizing squares, circles, triangles, rectangles, semi-circles, parallelograms and trapezoids. Older players can also face a tougher challenge—identifying each shape by the geometric formula of its area.

8-Bit Owners: Type in Listing 1, CASTLE.BAS, check it with TYPO II and SAVE a copy before you RUN the program. You operate Castle with a joystick plugged into port 1.

ST Owners: Type in Listing 2, STCASTLE.BAS, check it with TYPO ST and SAVE a copy before you RUN it. You operate the ST version of Castle with the mouse.

BUILDING A CASTLE

When you RUN the program, a screen will appear showing the seven shapes that form the castle. Pressing the button on the 8-bit joystick (or ST mouse) will take you to the prompt where you choose between the two levels of play. **Shapes** is the younger children's version where each shape must be identified by name. **Formulas** is the advanced version which requires the correct geometric for-



Build a multi-colored castle on your Atari screen with this intriguing and versatile educational game. The 8-bit BASIC version delivers four colors. It requires 32K memory with disk or cassette, but can also run on a monochrome monitor or black-and-white TV set. The ST BASIC version lets you choose seven colors from the desktop and requires a color monitor.

mula for each shape's area.

The computer then draws the outline of the castle at the left side of the screen. To the right of the castle, it begins to display shapes, one at a time. As each shape appears on the screen, the player tries to identify it. If the answer is correct, the shape is colored in on the castle. If not, you'll have to try again.

In the 8-bit version, the cursor is simply moved around using the joystick until the correct answer is highlighted. Pressing the trigger button selects the answer. The ST ver-

continued on next page

sion uses the mouse to point to the correct answers and the left mouse button to select them.

Once you've built the entire castle, the program will display the number of incorrect guesses you made and invite you to restart the program.

PROGRAM PERSPECTIVE

To simplify all the graphics work in the program, Castle's graphics routines get their information from DATA statements. As a result, a handful of drawing and coloring routines can be used to create the shapes that form the castle—in all their different sizes and colors.

The same routines could be used to create any picture—a house, an animal, a machine—simply by changing the DATA statements. In fact, the Castle game could easily become a Horse game or a Contraption game. All it would take is a little time and design work—and a lot of DATA.

Tracy and Lori Hershey's original Apple version of Castle appeared in **II Computing**, August 1986. **Antic** Technical Assistant Bill Marquardt programmed the Atari 8-bit and ST adaptations. The 8-bit version uses Graphics 7 for simplicity, but an ambitious programmer might want to tinker with Graphics 7 1/2 (ANTIC Mode E) and display list interrupts to produce higher resolution and more colors.

Children using the ST version will enjoy learning to use the control panel to change the colors that the computer

paints with. Incidentally, the ST version was written without a single GOTO statement. (See the *New Owners Column GOTO debate in this issue*.—ANTIC ED)

Listing on page 96 Listing on page 94 **A**

State: _____ Zip: _____

More Information.

Find out more about the products you see advertised in **Antic**. Mail in the postage-free Reader Service Card.

Computer do you own?
☐ Apple IIc
☐ Apple IIe
☐ Apple IIx
☐ Other

do you plan to buy in the next
☐ 3 months
☐ 6 months
☐ 9 months
☐ 1 year

Computer
☐ Memory expansion
☐ New software
☐ Computer accessories
☐ Other

uses of your computer
☐ Business
☐ Education
☐ Entertainment
☐ Graphics
☐ Other

did you obtain this copy?
☐ Purchased
☐ Borrowed
☐ Other

Household Income
☐ Less than \$25,000
☐ \$25,000-\$34,999
☐ \$35,000-\$44,999
☐ \$45,000-\$54,999
☐ \$55,000-\$64,999
☐ \$65,000-\$74,999
☐ \$75,000-\$84,999
☐ \$85,000-\$94,999
☐ \$95,000-\$104,999
☐ \$105,000-\$114,999
☐ \$115,000-\$124,999
☐ \$125,000-\$134,999
☐ \$135,000-\$144,999
☐ \$145,000-\$154,999
☐ \$155,000-\$164,999
☐ \$165,000-\$174,999
☐ \$175,000-\$184,999
☐ \$185,000-\$194,999
☐ \$195,000-\$204,999
☐ \$205,000-\$214,999
☐ \$215,000-\$224,999
☐ \$225,000-\$234,999
☐ \$235,000-\$244,999
☐ \$245,000-\$254,999
☐ \$255,000-\$264,999
☐ \$265,000-\$274,999
☐ \$275,000-\$284,999
☐ \$285,000-\$294,999
☐ \$295,000-\$304,999
☐ \$305,000-\$314,999
☐ \$315,000-\$324,999
☐ \$325,000-\$334,999
☐ \$335,000-\$344,999
☐ \$345,000-\$354,999
☐ \$355,000-\$364,999
☐ \$365,000-\$374,999
☐ \$375,000-\$384,999
☐ \$385,000-\$394,999
☐ \$395,000-\$404,999
☐ \$405,000-\$414,999
☐ \$415,000-\$424,999
☐ \$425,000-\$434,999
☐ \$435,000-\$444,999
☐ \$445,000-\$454,999
☐ \$455,000-\$464,999
☐ \$465,000-\$474,999
☐ \$475,000-\$484,999
☐ \$485,000-\$494,999
☐ \$495,000-\$504,999
☐ \$505,000-\$514,999
☐ \$515,000-\$524,999
☐ \$525,000-\$534,999
☐ \$535,000-\$544,999
☐ \$545,000-\$554,999
☐ \$555,000-\$564,999
☐ \$565,000-\$574,999
☐ \$575,000-\$584,999
☐ \$585,000-\$594,999
☐ \$595,000-\$604,999
☐ \$605,000-\$614,999
☐ \$615,000-\$624,999
☐ \$625,000-\$634,999
☐ \$635,000-\$644,999
☐ \$645,000-\$654,999
☐ \$655,000-\$664,999
☐ \$665,000-\$674,999
☐ \$675,000-\$684,999
☐ \$685,000-\$694,999
☐ \$695,000-\$704,999
☐ \$705,000-\$714,999
☐ \$715,000-\$724,999
☐ \$725,000-\$734,999
☐ \$735,000-\$744,999
☐ \$745,000-\$754,999
☐ \$755,000-\$764,999
☐ \$765,000-\$774,999
☐ \$775,000-\$784,999
☐ \$785,000-\$794,999
☐ \$795,000-\$804,999
☐ \$805,000-\$814,999
☐ \$815,000-\$824,999
☐ \$825,000-\$834,999
☐ \$835,000-\$844,999
☐ \$845,000-\$854,999
☐ \$855,000-\$864,999
☐ \$865,000-\$874,999
☐ \$875,000-\$884,999
☐ \$885,000-\$894,999
☐ \$895,000-\$904,999
☐ \$905,000-\$914,999
☐ \$915,000-\$924,999
☐ \$925,000-\$934,999
☐ \$935,000-\$944,999
☐ \$945,000-\$954,999
☐ \$955,000-\$964,999
☐ \$965,000-\$974,999
☐ \$975,000-\$984,999
☐ \$985,000-\$994,999
☐ \$995,000-\$1,004,999
☐ \$1,005,000-\$1,014,999
☐ \$1,015,000-\$1,024,999
☐ \$1,025,000-\$1,034,999
☐ \$1,035,000-\$1,044,999
☐ \$1,045,000-\$1,054,999
☐ \$1,055,000-\$1,064,999
☐ \$1,065,000-\$1,074,999
☐ \$1,075,000-\$1,084,999
☐ \$1,085,000-\$1,094,999
☐ \$1,095,000-\$1,104,999
☐ \$1,105,000-\$1,114,999
☐ \$1,115,000-\$1,124,999
☐ \$1,125,000-\$1,134,999
☐ \$1,135,000-\$1,144,999
☐ \$1,145,000-\$1,154,999
☐ \$1,155,000-\$1,164,999
☐ \$1,165,000-\$1,174,999
☐ \$1,175,000-\$1,184,999
☐ \$1,185,000-\$1,194,999
☐ \$1,195,000-\$1,204,999
☐ \$1,205,000-\$1,214,999
☐ \$1,215,000-\$1,224,999
☐ \$1,225,000-\$1,234,999
☐ \$1,235,000-\$1,244,999
☐ \$1,245,000-\$1,254,999
☐ \$1,255,000-\$1,264,999
☐ \$1,265,000-\$1,274,999
☐ \$1,275,000-\$1,284,999
☐ \$1,285,000-\$1,294,999
☐ \$1,295,000-\$1,304,999
☐ \$1,305,000-\$1,314,999
☐ \$1,315,000-\$1,324,999
☐ \$1,325,000-\$1,334,999
☐ \$1,335,000-\$1,344,999
☐ \$1,345,000-\$1,354,999
☐ \$1,355,000-\$1,364,999
☐ \$1,365,000-\$1,374,999
☐ \$1,375,000-\$1,384,999
☐ \$1,385,000-\$1,394,999
☐ \$1,395,000-\$1,404,999
☐ \$1,405,000-\$1,414,999
☐ \$1,415,000-\$1,424,999
☐ \$1,425,000-\$1,434,999
☐ \$1,435,000-\$1,444,999
☐ \$1,445,000-\$1,454,999
☐ \$1,455,000-\$1,464,999
☐ \$1,465,000-\$1,474,999
☐ \$1,475,000-\$1,484,999
☐ \$1,485,000-\$1,494,999
☐ \$1,495,000-\$1,504,999
☐ \$1,505,000-\$1,514,999
☐ \$1,515,000-\$1,524,999
☐ \$1,525,000-\$1,534,999
☐ \$1,535,000-\$1,544,999
☐ \$1,545,000-\$1,554,999
☐ \$1,555,000-\$1,564,999
☐ \$1,565,000-\$1,574,999
☐ \$1,575,000-\$1,584,999
☐ \$1,585,000-\$1,594,999
☐ \$1,595,000-\$1,604,999
☐ \$1,605,000-\$1,614,999
☐ \$1,615,000-\$1,624,999
☐ \$1,625,000-\$1,634,999
☐ \$1,635,000-\$1,644,999
☐ \$1,645,000-\$1,654,999
☐ \$1,655,000-\$1,664,999
☐ \$1,665,000-\$1,674,999
☐ \$1,675,000-\$1,684,999
☐ \$1,685,000-\$1,694,999
☐ \$1,695,000-\$1,704,999
☐ \$1,705,000-\$1,714,999
☐ \$1,715,000-\$1,724,999
☐ \$1,725,000-\$1,734,999
☐ \$1,735,000-\$1,744,999
☐ \$1,745,000-\$1,754,999
☐ \$1,755,000-\$1,764,999
☐ \$1,765,000-\$1,774,999
☐ \$1,775,000-\$1,784,999
☐ \$1,785,000-\$1,794,999
☐ \$1,795,000-\$1,804,999
☐ \$1,805,000-\$1,814,999
☐ \$1,815,000-\$1,824,999
☐ \$1,825,000-\$1,834,999
☐ \$1,835,000-\$1,844,999
☐ \$1,845,000-\$1,854,999
☐ \$1,855,000-\$1,864,999
☐ \$1,865,000-\$1,874,999
☐ \$1,875,000-\$1,884,999
☐ \$1,885,000-\$1,894,999
☐ \$1,895,000-\$1,904,999
☐ \$1,905,000-\$1,914,999
☐ \$1,915,000-\$1,924,999
☐ \$1,925,000-\$1,934,999
☐ \$1,935,000-\$1,944,999
☐ \$1,945,000-\$1,954,999
☐ \$1,955,000-\$1,964,999
☐ \$1,965,000-\$1,974,999
☐ \$1,975,000-\$1,984,999
☐ \$1,985,000-\$1,994,999
☐ \$1,995,000-\$2,004,999
☐ \$2,005,000-\$2,014,999
☐ \$2,015,000-\$2,024,999
☐ \$2,025,000-\$2,034,999
☐ \$2,035,000-\$2,044,999
☐ \$2,045,000-\$2,054,999
☐ \$2,055,000-\$2,064,999
☐ \$2,065,000-\$2,074,999
☐ \$2,075,000-\$2,084,999
☐ \$2,085,000-\$2,094,999
☐ \$2,095,000-\$2,104,999
☐ \$2,105,000-\$2,114,999
☐ \$2,115,000-\$2,124,999
☐ \$2,125,000-\$2,134,999
☐ \$2,135,000-\$2,144,999
☐ \$2,145,000-\$2,154,999
☐ \$2,155,000-\$2,164,999
☐ \$2,165,000-\$2,174,999
☐ \$2,175,000-\$2,184,999
☐ \$2,185,000-\$2,194,999
☐ \$2,195,000-\$2,204,999
☐ \$2,205,000-\$2,214,999
☐ \$2,215,000-\$2,224,999
☐ \$2,225,000-\$2,234,999
☐ \$2,235,000-\$2,244,999
☐ \$2,245,000-\$2,254,999
☐ \$2,255,000-\$2,264,999
☐ \$2,265,000-\$2,274,999
☐ \$2,275,000-\$2,284,999
☐ \$2,285,000-\$2,294,999
☐ \$2,295,000-\$2,304,999
☐ \$2,305,000-\$2,314,999
☐ \$2,315,000-\$2,324,999
☐ \$2,325,000-\$2,334,999
☐ \$2,335,000-\$2,344,999
☐ \$2,345,000-\$2,354,999
☐ \$2,355,000-\$2,364,999
☐ \$2,365,000-\$2,374,999
☐ \$2,375,000-\$2,384,999
☐ \$2,385,000-\$2,394,999
☐ \$2,395,000-\$2,404,999
☐ \$2,405,000-\$2,414,999
☐ \$2,415,000-\$2,424,999
☐ \$2,425,000-\$2,434,999
☐ \$2,435,000-\$2,444,999
☐ \$2,445,000-\$2,454,999
☐ \$2,455,000-\$2,464,999
☐ \$2,465,000-\$2,474,999
☐ \$2,475,000-\$2,484,999
☐ \$2,485,000-\$2,494,999
☐ \$2,495,000-\$2,504,999
☐ \$2,505,000-\$2,514,999
☐ \$2,515,000-\$2,524,999
☐ \$2,525,000-\$2,534,999
☐ \$2,535,000-\$2,544,999
☐ \$2,545,000-\$2,554,999
☐ \$2,555,000-\$2,564,999
☐ \$2,565,000-\$2,574,999
☐ \$2,575,000-\$2,584,999
☐ \$2,585,000-\$2,594,999
☐ \$2,595,000-\$2,604,999
☐ \$2,605,000-\$2,614,999
☐ \$2,615,000-\$2,624,999
☐ \$2,625,000-\$2,634,999
☐ \$2,635,000-\$2,644,999
☐ \$2,645,000-\$2,654,999
☐ \$2,655,000-\$2,664,999
☐ \$2,665,000-\$2,674,999
☐ \$2,675,000-\$2,684,999
☐ \$2,685,000-\$2,694,999
☐ \$2,695,000-\$2,704,999
☐ \$2,705,000-\$2,714,999
☐ \$2,715,000-\$2,724,999
☐ \$2,725,000-\$2,734,999
☐ \$2,735,000-\$2,744,999
☐ \$2,745,000-\$2,754,999
☐ \$2,755,000-\$2,764,999
☐ \$2,765,000-\$2,774,999
☐ \$2,775,000-\$2,784,999
☐ \$2,785,000-\$2,794,999
☐ \$2,795,000-\$2,804,999
☐ \$2,805,000-\$2,814,999
☐ \$2,815,000-\$2,824,999
☐ \$2,825,000-\$2,834,999
☐ \$2,835,000-\$2,844,999
☐ \$2,845,000-\$2,854,999
☐ \$2,855,000-\$2,864,999
☐ \$2,865,000-\$2,874,999
☐ \$2,875,000-\$2,884,999
☐ \$2,885,000-\$2,894,999
☐ \$2,895,000-\$2,904,999
☐ \$2,905,000-\$2,914,999
☐ \$2,915,000-\$2,924,999
☐ \$2,925,000-\$2,934,999
☐ \$2,935,000-\$2,944,999
☐ \$2,945,000-\$2,954,999
☐ \$2,955,000-\$2,964,999
☐ \$2,965,000-\$2,974,999
☐ \$2,975,000-\$2,984,999
☐ \$2,985,000-\$2,994,999
☐ \$2,995,000-\$3,004,999
☐ \$3,005,000-\$3,014,999
☐ \$3,015,000-\$3,024,999
☐ \$3,025,000-\$3,034,999
☐ \$3,035,000-\$3,044,999
☐ \$3,045,000-\$3,054,999
☐ \$3,055,000-\$3,064,999
☐ \$3,065,000-\$3,074,999
☐ \$3,075,000-\$3,084,999
☐ \$3,085,000-\$3,094,999
☐ \$3,095,000-\$3,104,999
☐ \$3,105,000-\$3,114,999
☐ \$3,115,000-\$3,124,999
☐ \$3,125,000-\$3,134,999
☐ \$3,135,000-\$3,144,999
☐ \$3,145,000-\$3,154,999
☐ \$3,155,000-\$3,164,999
☐ \$3,165,000-\$3,174,999
☐ \$3,175,000-\$3,184,999
☐ \$3,185,000-\$3,194,999
☐ \$3,195,000-\$3,204,999
☐ \$3,205,000-\$3,214,999
☐ \$3,215,000-\$3,224,999
☐ \$3,225,000-\$3,234,999
☐ \$3,235,000-\$3,244,999
☐ \$3,245,000-\$3,254,999
☐ \$3,255,000-\$3,264,999
☐ \$3,265,000-\$3,274,999
☐ \$3,275,000-\$3,284,999
☐ \$3,285,000-\$3,294,999
☐ \$3,295,000-\$3,304,999
☐ \$3,305,000-\$3,314,999
☐ \$3,315,000-\$3,324,999
☐ \$3,325,000-\$3,334,999
☐ \$3,335,000-\$3,344,999
☐ \$3,345,000-\$3,354,999
☐ \$3,355,000-\$3,364,999
☐ \$3,365,000-\$3,374,999
☐ \$3,375,000-\$3,384,999
☐ \$3,385,000-\$3,394,999
☐ \$3,395,000-\$3,404,999
☐ \$3,405,000-\$3,414,999
☐ \$3,415,000-\$3,424,999
☐ \$3,425,000-\$3,434,999
☐ \$3,435,000-\$3,444,999
☐ \$3,445,000-\$3,454,999
☐ \$3,455,000-\$3,464,999
☐ \$3,465,000-\$3,474,999
☐ \$3,475,000-\$3,484,999
☐ \$3,485,000-\$3,494,999
☐ \$3,495,000-\$3,504,999
☐ \$3,505,000-\$3,514,999
☐ \$3,515,000-\$3,524,999
☐ \$3,525,000-\$3,534,999
☐ \$3,535,000-\$3,544,999
☐ \$3,545,000-\$3,554,999
☐ \$3,555,000-\$3,564,999
☐ \$3,565,000-\$3,574,999
☐ \$3,575,000-\$3,584,999
☐ \$3,585,000-\$3,594,999
☐ \$3,595,000-\$3,604,999
☐ \$3,605,000-\$3,614,999
☐ \$3,615,000-\$3,624,999
☐ \$3,625,000-\$3,634,999
☐ \$3,635,000-\$3,644,999
☐ \$3,645,000-\$3,654,999
☐ \$3,655,000-\$3,664,999
☐ \$3,665,000-\$3,674,999
☐ \$3,675,000-\$3,684,999
☐ \$3,685,000-\$3,694,999
☐ \$3,695,000-\$3,704,999
☐ \$3,705,000-\$3,714,999
☐ \$3,715,000-\$3,724,999
☐ \$3,725,000-\$3,734,999
☐ \$3,735,000-\$3,744,999
☐ \$3,745,000-\$3,754,999
☐ \$3,755,000-\$3,764,999
☐ \$3,765,000-\$3,774,999
☐ \$3,775,000-\$3,784,999
☐ \$3,785,000-\$3,794,999
☐ \$3,795,000-\$3,804,999
☐ \$3,805,000-\$3,814,999
☐ \$3,815,000-\$3,824,999
☐ \$3,825,000-\$3,834,999
☐ \$3,835,000-\$3,844,999
☐ \$3,845,000-\$3,854,999
☐ \$3,855,000-\$3,864,999
☐ \$3,865,000-\$3,874,999
☐ \$3,875,000-\$3,884,999
☐ \$3,885,000-\$3,894,999
☐ \$3,895,000-\$3,904,999
☐ \$3,905,000-\$3,914,999
☐ \$3,915,000-\$3,924,999
☐ \$3,925,000-\$3,934,999
☐ \$3,935,000-\$3,944,999
☐ \$3,945,000-\$3,954,999
☐ \$3,955,000-\$3,964,999
☐ \$3,965,000-\$3,974,999
☐ \$3,975,000-\$3,984,999
☐ \$3,985,000-\$3,994,999
☐ \$3,995,000-\$4,004,999
☐ \$4,005,000-\$4,014,999
☐ \$4,015,000-\$4,024,999
☐ \$4,025,000-\$4,034,999
☐ \$4,035,000-\$4,044,999
☐ \$4,045,000-\$4,054,999
☐ \$4,055,000-\$4,064,999
☐ \$4,065,000-\$4,074,999
☐ \$4,075,000-\$4,084,999
☐ \$4,085,000-\$4,094,999
☐ \$4,095,000-\$4,104,999
☐ \$4,105,000-\$4,114,999
☐ \$4,115,000-\$4,124,999
☐ \$4,125,000-\$4,134,999
☐ \$4,135,000-\$4,144,999
☐ \$4,145,000-\$4,154,999
☐ \$4,155,000-\$4,164,999
☐ \$4,165,000-\$4,174,999
☐ \$4,175,000-\$4,184,999
☐ \$4,185,000-\$4,194,999
☐ \$4,195,000-\$4,204,999
☐ \$4,205,000-\$4,214,999
☐ \$4,215,000-\$4,224,999
☐ \$4,225,

THE

ST

RESOURCE

ANTIC

OCTOBER 1986

CONTENTS

MOUSE EDITOR	57
OKIMATE 20	62
ST PRODUCT NEWS	67
SOFTWARES BASIC REVIEW	72
TYPO ST	83

ST Disk Subscribers: For instructions on how to transfer Antic ST programs to 3 1/2-inch disk, see ST Help File on Side B of monthly disk. ST programs from previous issues are available in 3 1/2-inch format from the Antic Catalog.

FREE TRIP TO RUSSIA

And you don't even have to leave your room.

The Russians have *The Doomsday Papers*™ locked deep in a Siberian stronghold. With them, they can bring the world to its knees.

The U.S. government needs your help. Using their satellite you can get into the complex with your computer. All you have to do is locate the combinations to the safe, find and open it, and get the documents out.

Sounds simple enough. Unfortunately, it's not that easy. There are video cameras and monitors to be avoided. Guard patrols. And something called...The Annihilator. Plus, your only map is the one you've got to make while not being discovered by all of the above.

Your reputation got you into this mess. Your hacking skill is the only thing that can get you out. Bon Voyage.

For more information and the dealer nearest you call 800/227-9759 (in California, call 415/960-0410) weekdays 10:00 a.m. to 4:00 p.m. Pacific time.



Hacker II: The Doomsday Papers designed by Steve Cartwright, who brought you the award winning challenge of Hacker.™

Hacker II for Commodore 64/128, Apple II, IBM PC/PCjr and Tandy 1000, Amiga, Atari ST and Macintosh computers.

ACTIVISION
ENTERTAINMENT SOFTWARE®

Commodore 64, 128 and Amiga are trademarks of Commodore Electronics Limited. IBM is a trademark of International Business Machines Corporation. Tandy is a trademark of Tandy Corporation. Atari and ST are trademarks of Atari Corp. Apple and Macintosh are trademarks of Apple Computer. Activision is the registered trademark of Activision, Inc. ©1986 Activision, Inc.

MOUSE EDITOR

"Pointer Construction Set" in ST BASIC

To use Mouse Editor,
you'll need to merge it
with your own ST BASIC
program

Everyone who has used an Atari ST computer automatically recognizes the black arrow as the mouse pointer, or cursor. This pointer looks fine on the desktop or with a word processor. But wouldn't a rocket ship be more appropriate for a space game or a music note for a MIDI program?

Mouse Editor takes the monotony out of your mouse pointer. It is written in ST BASIC and calls on a few GEM routines. It works best in low resolution but is also fine in medium resolution. (*Antic will add high resolution capability, if we get sufficient requests from ST monochrome monitor owners.*—ANTIC ED)

The mouse pointer is actually a software "sprite" controlled by the mouse. Unlike Player/Missile graphics of 8-bit Ataris which are generated by the GTIA chip, the ST sprites are displayed without any special hardware. The mouse pointer consists of a 16×16 grid of dots with three main parts. The portion of the mouse pointer that you actually see is the "shape." Everything else in your created image is the "mask." (You do not need to use every dot on the grid.) The most important pointer element is the "hotspot." The hotspot is the single dot which selects items—for

example, the tip of an arrow-shaped cursor.

TYPING IT IN

Type in Listing 1, MOUSEDIT.BAS and save a copy to disk. Check it with ST TYPO, following the instructions elsewhere in this issue. After all ST TYPO codes match your typed lines, activate ST BASIC, load in MOUSEDIT.BAS and click on RUN.

You'll see a grid and a menu on the screen. The grid is used for designing the new mouse pointer shape. The menu is used for selecting various options with the normal "point and click" method.

To build the new pointer shape, click the *left* mouse button on the desired grid square. To build the mask, press the *right* mouse button on a square. If you made a mistake and need to erase, press either mouse button to blank out a filled square that the pointer is on. While doing these things, you'll notice that the design also appears in two other places at the middle of the screen. This lets you see your design in more accurate perspective. The lower shape includes the mask and the upper shape omits it.

The Change Mouse option lets you change the active mouse pointer into the shape you have designed on the grid. You will first be prompted to select a square for the hotspot. Select this with the left mouse button. Next, the program will ask for colors of the mask and shape. You can select any of the normal colors (1-16). If you are not satisfied with your new pointer and wish to change it some more, select the Reset Mouse option from the menu.

The Save Shape and Load Shape options will save and load the shape and the mask that are on the grid—but not the new colors or the hotspot. After you select one of these menu options, the program asks for a filename (with maximum of eight characters plus three character extender). These options do not change the pointer that is currently active. When you select Load Shape, the active pointer will also appear in the middle of the screen where you normally see what is on the grid.

The Save State and Load State menu options only save and load the new hotspot and colors. To save the shape on the grid you must have previously used the Change Mouse function to activate the new pointer. The Load

continued on next page



MOVING?

Don't Forget Us!


New Address:
Name _____

Address _____

City _____

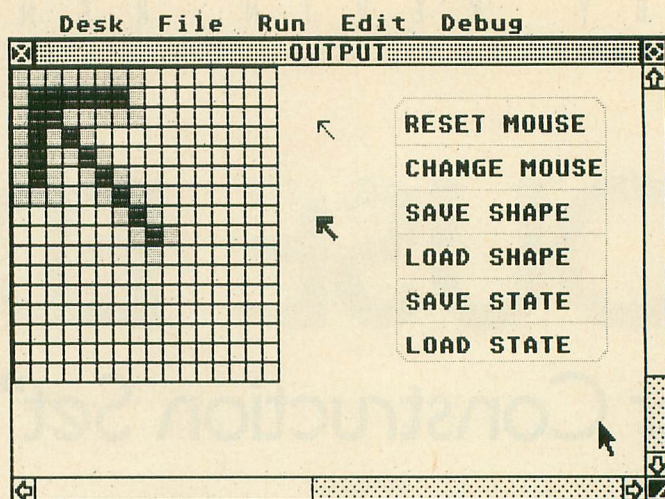

State _____

Zip _____



Fill in
coupon
and mail
to:

Antic
P.O. Box 1919
Marion OH
43306



The main screen of ST Mouse Editor, showing the creation of a new arrow pointer.

State function only changes the active pointer and won't affect the grid. It is advisable to use both Save Shape and Save State for your new pointer.

To use this program you'll need to merge it with your own ST BASIC program. Then, to call the subroutine, set the variable FILE\$ to the filename

Mouse Editor takes the monotony out of your mouse pointer

of your new pointer and then type: gosub CHANGEMOUSE. Your new pointer will load right in and be displayed automatically.

For more information on using GEM routines see *Control GEM with ST BASIC* in the April, 1986 *Antic*.

HOW IT WORKS

Below are examples of how to write the key routines of a mouse pointer generator as part of your own ST BASIC programs.

To determine current mouse status:

```

10 A# = GB
20 IOUT = peek( A# + 12 )
30 gemsys( 39 )
40 MOUSE.X = peek( IOUT + 2 )
50 MOUSE.Y = peek( IOUT + 4 )
60 MOUSE.BUTTON = peek( IOUT + 6 )
70 KEYBOARD.STATE = peek( IOUT + 8 )

```

To select the mouse form out of a predefined set, where FORM is one of:

```

0 = Arrow
1 = Cursor
2 = Bee
3 = Pointing Hand
4 = Flat Hand
5 = Thin Crosshair
6 = Thick Crosshair
7 = Outline Crosshair
256 = Disable Mouse Form
257 = Enable Mouse Form

```

```

10 A# = GB
20 INTIN = peek( A# + 8 )
30 poke INTIN, FORM.NUMBER
40 gemsys( 78 )

```

To set up the mouse pointer form:

```

10 poke CONTRL, 111
20 poke CONTRL + 2, 0
30 poke CONTRL + 6, 37
40 poke INTIN, HOTSPOT.X
50 poke INTIN + 2, HOTSPOT.Y
60 poke INTIN + 4, 1
70 poke INTIN + 6, MASK.COLOR
80 poke INTIN + 8, MOUSE.COLOR
90 poke INTIN + 10, MASK.DATUM0
...
100 poke INTIN + 40, MASK.DATUM15
110 poke INTIN + 42, MOUSE.DATUM0
...
120 poke INTIN + 72, MOUSE.DATUM15
130 vdisys(0)

```

Listing on page 108 Listing on page 104





Gotta gripe?

Love Letters?

Advice?

Just type GO ANTIC next time you log on to CompuServe and go to the Online I/O Board. We download and read every one of your messages almost every day.

ATTN:
PASCAL
USERS

MODULA-2 the successor to Pascal

FOR
ATARI
520ST

- FULL interface to GEM DOS, AES and VDI.
- 32-bit native code implementation with all standard modules.
- Full screen editor linked to compiler for rapid error detection.
- Smart Linker/Automated desktop.
- Installs on hard disk and RAMdisk.
- Supports transcendental functions and real numbers.
- CODE statement for assembly code.
- Modula-2 is NOT copy protected.

RAMdisk Benchmarks	Compile	Link	Execute
Seive of Eratosthenes	10	21	5.3
Null Program	7.1	5.5	—

Added features of Modula-2 not found in Pascal

- CASE has an ELSE and may contain subranges
- Dynamic strings of any size
- Machine level interface
- Bit-wise operators
- Direct port and Memory access
- Absolute addressing
- Interrupt structure
- Programs may be broken up into Modules for separate compilation
- Multi-tasking is supported
- Module version control
- Open array parameters (VAR r: ARRAY OF REALS)
- Type transfer functions
- Definable scope of objects

Pascal and Modula-2 source code are nearly identical. Modula-2 should be thought of as an enhancement to Pascal (they were both designed by Professor Niklaus Wirth).

Regular Version: \$79.95 Developer's Version: \$149.95

The developer's version supplies an extra diskette containing a symbol file decoder, link and load file disassemblers, a source file cross referencer, symbolic debugger, high level Windows Module, and the Resource Compiler.

TDI

SOFTWARE, INC.

10410 Markison Road ■ Dallas, Texas 75238 ■ (214) 340-4942
Telex: 888442 Compuserve Number: 75026,1331

CIRCLE 130 ON READER SERVICE CARD

Mach1™ for the Atari ST

Mach1: multi-tasking Forth-83/GEM development system

With everything you need to develop stand-alone applications, including: integrated GEM editor, full GEM and DOS support, Motorola assembler, examples, and our 300 page manual.

Mach1 is interactive, so it allows you to experiment with the ST without going thru the compile-link-execute cycle. But when you do load in programs, look how we stack up:

Sieve	Compile	Link	Execute
Mach1	00.7	00.0	4.41
Megamax C	70	24	3.83
Hippo C	58.4	1:37	8.4

C's w/o register variables

(That's three times the execution speed of other Forth's) Note the turnaround time. It simply takes less time to develop your programs or finished products with Mach1.

all for only

\$59.95

Palo Alto Shipping
PO Box 7430
Menlo Park, CA 94026
800/44-FORTH (Sales)
415/854-2749 (Dev. Support)

plus \$5 S/H
CA Res. add 6.5%
VISA/MC COD

Original Macintosh version (v1.2) available for \$99.95

CIRCLE 110 ON READER SERVICE CARD

STAccounts™

Integrated Accounting Package

For Atari ST Computers

No more spending thousands of dollars on an accounting package! For the price of some accounting packages alone, you can now purchase a full computer system that will satisfy your accounting needs and more. WHY!?

- STAccounts is fast, powerful, easy to use, and affordable.
- Fully integrated A/R, A/P, I/C, and G/L.
- All printed output/reports can be altered, amended, or entirely reconfigured to your specific needs utilizing the Report Generator.
- Easy as a click of a mouse you can change from one module to another.
- It's so easy to use.

The combination of the STAccounts and the Atari ST Personal Computer will provide you with the solution to all your needs at an affordable price.

VISIT YOUR ATARI DEALER TODAY AND FIND OUT FOR YOURSELF.

PARTIAL LIST OF FEATURES

Accounts Receivable (A/R) - Integrated with A/P, G/L & I/C.

* Account numbers and/or names * Customers' names and addresses * Invoicing/statements * Credit limit * 10 tax rates * Immediate account access * Backorders. REPORTS include Sales Turnover, Aged Receivables, Customer Statements and much more.

Accounts Payable (A/P) - Integrated with A/R, G/L and I/C.

* Account numbers and/or names * Suppliers' names & addresses * Remittance advices/statements * Immediate account access * Credit limits. REPORTS include Purchase Turnover, Aged Payables, an Supplier Mailing List.

Inventory Control (I/C) - Integrated with A/R, A/P and G/L.

* 10 product groups * Turnover by quantity and value * Alpha supported item lists * Inventory linked to A/P * Editing of invoice information. REPORTS include Inventory Turnover, Price Lists, Inventory Re-order list, and Stock Report.

General Ledger (G/L) - Integrated with A/R, A/P, and I/C.

* 256 G/L Accounts * Immediate account access * Account details including budgets * Variance percentages for budget against actuals. G/L REPORTS include Profit and Loss Statement, Trial Balance, Balance Sheet and statement of accounts.

Help

STAccount provides you with on screen help through the use of TEDDY, a screen icon. If you become uncertain of your actions during the course of running the program, just click the left mouse button on TEDDY and a help screen for that particular section of the system will appear.

Report Generator

STAccounts Report Generator is a powerful tool integrated into the system. It will allow you to reconfigure reports using any of the system information. Provided with the system are a number of default reports which can be altered, amended, or entirely reconfigured for your individual company's needs, or create new reports as to your company requirements.

SYSTEM CONFIGURATION

STAccounts is designed to be used with either a 520 ST or 1040 ST, 0.5 or 1.0 megabyte drive with a monochrome monitor.

STAccounts and TEDDY are trademarks of Silicon Chip Limited.
Atari ST is a trademark of Atari Corporation. GEM is a trademark of Digital Research.

**TO ORDER AND FOR MORE
INFORMATION CALL**

1-416-479-1880

U.S. ORDERS SHIPPED FROM U.S.
NON U.S. ORDERS SHIPPED FROM CANADA

VIP MARKETING

20 Steelcase Road, Unit 12
Markham, Ontario, Canada L3R 1B3

Send in this coupon with your credit card number, money
order or check for U.S. \$249.95.

In Ontario add 7% sales tax.

No C.O.D.

☐ CHECK ☐ MONEY ORDER
☐ AMEX ☐ VISA ☐ MASTERCARD Expires _____

Account No. _____

Name _____

Company Name _____

Address _____

City _____ State _____ Zip _____

Phone _____

Signature _____

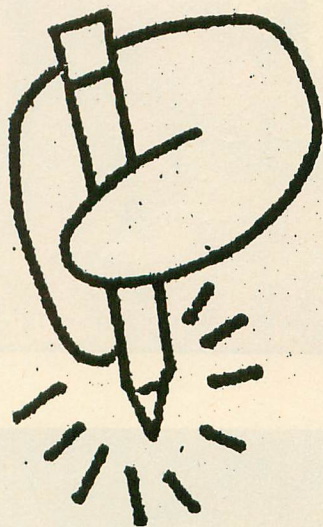
30 Day Money Back Guarantee: VIP MARKETING provides a 30 day
money back guarantee that all claims and features listed in this ad
are true.

STAccounts™

VIP MARKETING is the exclusive North American distributor.

Antic

SEEKS AUTHORS



for


SOFTWARE MAGAZINE ARTICLES

For details, send
self-addressed
stamped envelope to:

AUTHOR INFO

c/o ANTIC
524 Second Street
San Francisco, CA
94107

RACK YOUR BRAINS



ST- POOL™

Available for the Atari
520ST or 1040ST;
Color monitor required.

To order:
Contact your Atari ST
Dealer or send
\$34.95 plus \$3.50
for shipping and
handling to:

Shelbourne Software
7221 Rising Sun Ave.
Suite 191
Philadelphia, PA 19111
(215) 725-5644

(PA residents add 6% sales
tax. Visa and MC accepted.)

Atari 520ST & 1040ST reg-
istered trademarks of Atari
Corp. ST-Pool is a regis-
tered trademark of
Shelbourne Software.

Dealer inquiries accepted.



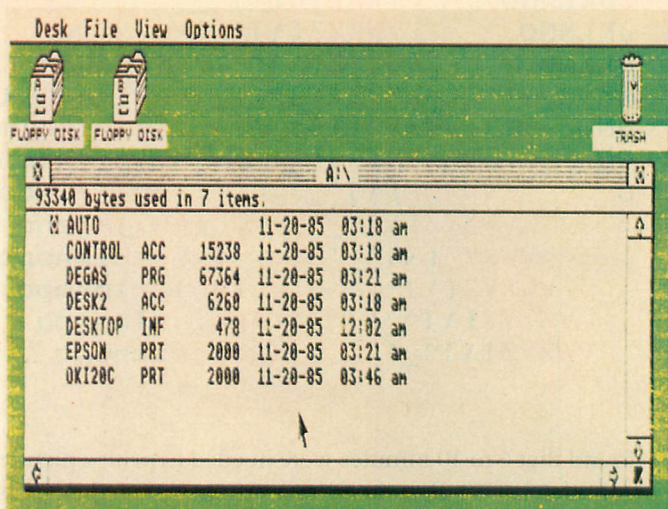
OKIMATE 20 COLOR PRINTER

REVIEWED BY PATRICK BASS, ANTIC ST PROGRAM EDITOR




Nearly every day **Antic** gets letters or phone calls asking if there are any color printers available for the Atari STs. We now answer that for picture quality at an affordable price, the \$268 **Okimate 20** color thermal (heat) transfer printer is an outstanding value.

Until now, our main complaint with most color printers has been their dull colors, which never seemed to approach the boldness and richness of the screen images. But the Okimate 20 can reproduce the colors on your Atari ST screen with amazing fidelity. You get true ruby red, jet black, lemon yellow, sky blue and over a hundred com-



Above, a typical GEM Desktop in OKI-20 color. At right, one of our DEGAS Art Contest winners, CACTUS.

True ruby red, jet black, lemon yellow, sky blue and over 100 combinations in between



binations in between. Tom Hudson's famous Bee picture, originally drawn with his DEGAS software, is reproduced almost perfectly, as you can see on these pages.

Not only that, but due to the waxy ink used in the Okimate 20 ribbon, the printed picture has a sleek finish which makes it look impressively professional.

Okidata has taken a different course from most other printer manufacturers. Instead of making a lot of different printers that will be compatible with all the different brands of computers, they've taken the Okimate 20 and made small, plug-in cartridge interfaces for different computers. For example, here in the *Antic* offices we have the Okimate 20 for both the Atari ST and the Apple II computers. As an experiment, we commandeered the Apple II Okimate 20 and plugged the Atari ST interface into it. It worked perfectly the first time out.

The Okimate 20 is a snap to set up. While the printer comes in a separate box, the ST Interface package includes everything else you'll need to get going—including glossy coated paper, printer cable, a software printer driver, a

color ribbon and a black ribbon. Okidata even includes an order sheet for more ribbons or paper.

Remove the printer from its box and plug it into the wall. The interface board plugs into a slot on the left side of the printer, and only fits in right-side up. (We know, we tried it upside down.) Install the color ribbon cassette by snapping it into place, thread some paper around the platen and the setup is finished. If you like, you can now run a built-in printer self-test routine to see how everything is performing.

To get pictures printing out, you need to run the Okimate software which drives the printer. This software may be installed inside an AUTO folder on your power-up disk, so the printer driver installs automatically when you turn the Atari ST on. After the driver is installed, all you do to print out the picture on your ST screen is hold down the [ALTERNATE] key while you press [HELP].


QUIET, NOT SPEEDY

Make sure you watch the image coming out, because you won't hear this printer working at all! Since the Okimate 20 uses "thermal transfer" instead of "impact" technology for placing images on paper, there are no screeching printheads swinging back and forth. Just a smooth, *quiet* pass of the 24-pin printhead for each color desired. By the way, the Oki 20 can also produce nice-looking text in multi-color or black. However, this printer is not the fastest or cheapest way to print text.

We timed the Okimate 20's graphics screen dumps and

continued on next page

Doing justice to ST graphics



Next Month in Antic

- ▶ **Budget dBase**
- ▶ **Complete
personal
finance
type-in
software**
- ▶ **GraphMaker**
- ▶ **\$1,000
Programming
Contest**
- ▶ **BBS Express
Review**
- ▶ **Machine
Language
Lessons
for 68000**



Word Schumaker

EZRAM™

520

**512K Memory
Upgrade for
the Atari520ST®**

Featuring the
EZTemp™
Soldering Guide

Upgrade Your 520ST™ to a Full Megabyte of RAM

- Increase spreadsheet and database capability
- Dramatically improve RAM disk capacity for enhanced I/O operations

Designed for Simple Installation

- Features the EZTemp™ solder template. All the soldering occurs on the template not at the RAM chips. Eliminates chip stacking.
- Clear, easy to follow, illustrated installation instructions.

Free Software

Made in the U.S.A.

- Memory check diagnostic software and additional accessory programs included.

S.L.: \$199.00

6 Month Warranty



See your Dealer or
call us at (617) 232-2317
Brookline, MA 02146

EZRAM520 & EZTemp are trademarks of Terrific Peripherals
Atari & Atari 520ST are registered trademarks of Atari Corp.

CIRCLE 131 ON READER SERVICE CARD

520 ST

1 Megabyte RAM UPGRADE BOARD

- *Fits under RF Shield*
- *Minimum Solder Connections*
- *Do it Yourself Installation*

\$174.95

Dealer Inquiries Welcome

**Send Check or Money Order to:
DIVERSE DATA PRODUCTS, INC.
1805 NE 164 Street
North Miami Beach, Florida 33162
(305) 940-0458
(305) 940-4763**

*Out of Country Orders add \$10 Shipping
Use Int. Money Orders payable in U.S. Fund
Florida Residents add 5% tax*

CIRCLE 32 ON READER SERVICE CARD

The Most Challenging Games at the Most Reasonable Prices

SSI	LIST PRICE	OUR PRICE
Battalion Commander	\$40	\$27
Battle/Antietam	\$50	\$33
Battle for Normandy	\$40	\$27
Breakthrough/Ardenne	\$60	\$40
Broadsides	\$40	\$27
Carrier Force	\$60	\$40
Colonial Conquest	\$40	\$27
Combat Leader	\$40	\$27
Computer Ambush	\$60	\$40
Computer Baseball	\$40	\$27
Computer Quarterback	\$40	\$27
Cosmic Balance	\$40	\$27
Cosmic Balance II	\$40	\$27
Field of Fire	\$40	\$27
50 Mission Crush	\$40	\$27
Gemstone Warrior	\$35	\$23
Imperium Galactum	\$40	\$27
Kampfgruppe	\$60	\$40
Kamp. Scen. Disk	\$20	\$15
Knights of the Desert	\$40	\$27
Mechbrigade NEW	\$60	\$40
Nam	\$40	\$27
Op. Market Garden	\$50	\$33
Panzer Grenadier	\$40	\$27
Questron	\$50	\$33
Rails West	\$40	\$27
Reforged 88	\$60	\$40
Six Gun Shootout	\$40	\$27
U.S.A.A.F.	\$60	\$40
Tigers in the Snow	\$40	\$27
War in Russia	\$80	\$53
SSI Data Disks	\$15	\$15

BRODERBUND	LIST PRICE	OUR PRICE
Brimstone (2 drives)	\$40	\$27
Champ. Lode Runner	\$35	\$23
Essex (2 drives)	\$40	\$27
Lode Runner	\$35	\$23
Lode Runner's Rescue	\$30	\$20
Mindwheel (2 drives)	\$40	\$27
Operation Whirlwind	\$40	\$27
Print Shop	\$45	\$30
Prt Shp Companion NEW	\$35	\$23
PS Grap. Lib. 1,2,3	\$25	\$17
Serpent's Star	\$40	\$27

TEVEX

INCORPORATED

1710 Wilwat Drive, Suite E
Norcross, GA. 30093

404-441-3045

BEST SELECTION - We have carefully selected the best titles from the most challenging software available.

CALL TOLL-FREE - Call us to place an order or just to ask a question. Every call is always welcome on our 800 line.

SAME DAY SHIPPING - We ship every order the same day it's placed. Just call before 4:00 pm and we'll ship your order UPS.

DISCOUNT PRICES - Save up to 1/3 off the retail price when you buy from Tevex. Why pay more for the same software?

FRIENDLY, KNOWLEDGEABLE STAFF - We are always available to answer your questions and keep you up to date on new & upcoming games.

CALL TOLL-FREE 1-800-554-1162

SAME DAY SHIPPING *

WRITE FOR FREE CATALOG



Open 9-6 Mon. - Fri. 10-4 Sat.

Georgia residents call 404-441-3045. ORDERING AND TERMS: C.O.D. orders welcome. When ordering by phone use VISA or MasterCard. When ordering by mail send personal check or money order. Include phone number. SHIPPING: Add \$2.50 for shipping and handling charge. Georgia residents add 4% sales tax. Shipping for Canadian orders is \$4.00 or 5% of order. APO & FPO orders add \$3.00 or 5% of order. Shipping for all other foreign orders is \$10.00 or 15% of order. * On all orders before 4:00 pm.

MICROPROSE	LIST PRICE	OUR PRICE
Conflict in Vietnam NEW	\$40	\$27
Crusade in Europe	\$40	\$27
Decision in the Desert	\$40	\$27
F-15	\$35	\$23
Kennedy Approach	\$35	\$23
Mig Alley Ace	\$35	\$23
Silent Service	\$35	\$23
Solo Flight	\$35	\$23

ATARI 520 ST	LIST PRICE	OUR PRICE
A Mind/Voyaging	\$45	\$30
Amazon	\$50	\$33
Ballyhoo	\$40	\$27
Black Cauldron	\$40	\$27
Borrowed Time	\$50	\$33
Brataccus	\$50	\$33
Crimson Crown	\$40	\$27
Degas	\$40	\$27
Enchanter	\$40	\$27
Fahrenheit 451	\$50	\$33
Hacker	\$45	\$30
Hitchhiker's Guide	\$40	\$27
Infidel	\$45	\$30
Kings Quest II	\$50	\$33
Little Computer People	\$50	\$33
Mindshadow	\$50	\$33
MusicStudio	\$60	\$40
Nine Princes of Amber	\$50	\$33
Pawn	\$45	\$30
Rogue	\$40	\$27
Sorcerer	\$45	\$30
Spellbreaker	\$50	\$33
Sundog	\$40	\$27
Sword of Kadash	\$40	\$27
Temple Trilogy	\$40	\$27
Transylvania	\$40	\$27
Treasure Island	\$40	\$27
Ultima II	\$60	\$40
Wishbringer	\$40	\$27
Universe II	\$70	\$46

ELEC. ARTS	LIST PRICE	OUR PRICE
Archon	\$24	\$16
Archon II: Adept	\$33	\$22
Chessmaster 2000 NEW	\$40	\$27
Movie Maker	\$33	\$22
M.U.L.E.	\$24	\$16
One on One	\$33	\$22
Racing Destr. Set NEW	\$33	\$22
Su.Boulder Dash NEW	\$23	\$16
Ultima III-Origin Sys.	\$53	\$36
Ultima IV-Origin Sys.	\$60	\$40

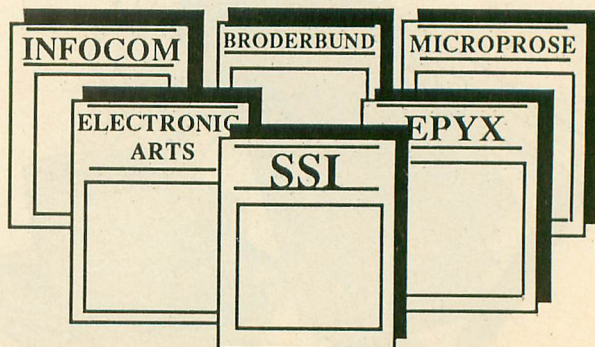
INFOCOM	LIST PRICE	OUR PRICE
Ballyhoo	\$40	\$27
Cutthroats	\$35	\$23
Deadline	\$45	\$30
Enchanter	\$35	\$23
Fooblitzky NEW	\$40	\$27
Hitchhikers Guide	\$35	\$23
Infidel	\$40	\$27
Planetfall	\$35	\$23
Sorcerer	\$40	\$27
Spellbreaker	\$45	\$30
Suspect	\$40	\$27
Wishbringer	\$35	\$23
Zork I	\$35	\$23
Zork II, III	\$40	\$27
4-in-one-Sampler	\$8	\$6
Invisicues	\$8	\$6

ACTIVISION	LIST PRICE	OUR PRICE
Ghostbusters	\$30	\$20
Great American CC Race	\$25	\$17
Hacker	\$25	\$17
Master of the Lamps	\$25	\$17
Mindshadow	\$25	\$17
Space Shuttle	\$25	\$17
Star Bowl Football	\$25	\$17
Star League Baseball	\$25	\$17

EPYX	LIST PRICE	OUR PRICE
Ballblazer	\$40	\$27
Eidolon	\$40	\$27
Koronis Rift	\$40	\$27
Rescue on Fractalus	\$40	\$27
Summer Games	\$40	\$27
Temple Apshai Trilogy	\$40	\$27

ETC.	LIST PRICE	OUR PRICE
Alternate Reality	\$40	\$27
Beachhead	\$35	\$23
Chickamauga	\$35	\$23
Clash of Wills	\$40	\$30
Flight Simulator II	\$50	\$33
Great War - 1914 NEW	\$40	\$30
Halley Project	\$40	\$27
Hardball NEW	\$30	\$20
Micro League Baseball	\$40	\$27
Napoleon at Waterloo	\$35	\$25
Raid Over Moscow	\$35	\$23
Sargon III	\$50	\$33
Spy vs Spy I, II	\$30	\$20
Star Fleet I	\$50	\$33
Universe	\$90	\$70

**Blank Disks-Box of 10 DSDD
only \$12**



ST PRODUCT NEWS

ST reviews

TIME BANDIT

MichTron Inc.
576 S. Telegraph
Pontiac, MI 48053
(313) 334-5700
\$39.95

CIRCLE 203 ON READER SERVICE CARD

Reviewed by Gil Merciez

Last September, promos appeared for **Time Bandit**, promising thrilling arcade action as you battled Evil Guardians and collected the Treasures of Time, using Timegates to explore 20 different lands with 15 levels each.

At that time, MichTron envisioned **Time Bandit** as a relatively straight port from an earlier Sanyo version. **Time Bandit** authors Bill Dunlevy and Harry Lafnear had other ideas, however. Utilizing the power, speed and graphics capabilities of the ST, the authors transformed **Time Bandit** into a unique creation which raises standards of arcade gaming to a new high.

I have never been an arcade game freak. My joystick always seemed mired in mud, and rarely would I advance beyond the first few levels of any game requiring lightning

responses to the screen action. Thus my interest would fade quickly due to frustration and boredom. However, I found it difficult to tear myself away from **Time Bandit**, even to write this review.

Because of the stunning color graphics, **Time Bandit** only runs on a color system. The copy-protected disk contains over 300K of assembly language code, and you have a choice of joystick or keyboard control.



The object of **Time Bandit** is to travel through Timegates into 16 different lands and recover the Great Artifacts. Each land is set in a different period of history, from ancient Egypt through the Old West and into futuristic space periods. All but one of the lands has 16 increasingly difficult

levels and is protected by Evil Guardians, whom you destroy with your unlimited supply of missiles. Each level generally has a different floorplan or adds new areas to explore.

The Bandit begins with 14 lives, gaining an extra life for each 1,000 cubits accumulated. Cubits are earned by gathering treasures and keys, opening locks, solving puzzles and destroying Guardians. Your manner determines how many cubits you receive for blasting Guardians. A psychotic pace garners 50 points, while a wimpy pace gets you nothing.

The carefully-detailed Guardians come in all shapes, sizes and colors: spiders, snakes, lions, trolls, evil eyes, robots, flying saucers, ghosts and other nameless creatures. When shot, a ghost suddenly displays the Ghostbusters symbol before evaporating in a cloud of smoke. A wide-eyed red face sticks his tongue out as he is obliterated. And, unless it's a dud, shooting a nearby bomb in the Bomb Factory can cost you a life.

The amazing depth and variety of the game is apparent as you begin to explore the different lands. Each time period is unique and requires a differ-

continued on next page

ent strategy. In the Ghost Town, there are corpses to bury in the graveyard, levers to pull, combination locks to open and people to talk to. Shadowland is a Pac Man clone and a great place to pick up an extra three or four lives on the beginning levels. Some lands present mazes which can only be conquered by practice or mapping. Darkside Dare is a land of invisible mazes, and is as sadistic as any game programmer has ever coded. Certain death awaits a beginner, even on the first level.

Excalibur contains a complete text adventure as you try to unravel the mystery of the empty spaceship. The parser is of the primitive two-word variety and the vocabulary is limited but the idea is well implemented, and, most of all, fun. Other lands also require occasional text input or present custom text screens to read.

The gates to these areas are graphically represented by various landmarks in the Timegates screen. At the start, you may choose which gate to enter but as your score increases, you must evade a growing number of flying saucers waiting to transport you to a random land.

Also located in the Timegates area is a journal which tracks your progress through the lands. Once you enter a gate, only by finding keys to its locks can you return. The next time you enter that same gate you will have advanced a level.

The Guardians are constantly regenerated through portals scattered across the land. Ladders, pits, arrows and transporters carry you to different areas of the level. The Great Artifacts are reputed to lie deep within the last few levels of each land. It takes time to master even one land, but you'll never be totally frustrated. Recovering all 16 artifacts takes superhuman effort.

An interesting feature is the dual player mode, allowing two people to play simultaneously, either cooperating or in fierce competition. In the latter mode the screen is split, with both

players presented their own scrolling view of the area. Six high scores along with a record of levels conquered are saved to the game disk.

The graphics of Time Bandit are superb. Animation abounds in each land, whether it be a flickering torch or a flashing control panel. And great attention to detail has been paid. Tiny glasses and bowls dot the tables, beds have pillows, trolls carry clubs. And the dozens of nasty creatures moving toward you, sometimes at breakneck speed, make it hard to believe that the ST doesn't have sprites built into the hardware.

The original ST version of Time Bandit did not include a game save option. But widespread demand has caused the authors to include this feature in a new version. The authors also fixed a bug that occurs with some early STs, in which the keyboard controller chip occasionally sends spurious keyboard characters rather than the correct joystick signal. This causes Time Bandit to occasionally jump back to the title screen in these STs because it erroneously received the letter Q, the quit option. Upgrades are available from MichIron for a reasonable \$5 service charge and the return of your original disk.

It is refreshing to find a piece of software that has lived up to its pre-release hype—and then some. Time Bandit has the credentials to someday qualify as a true classic for the ST in the same way Star Raiders does for the 8-bit Atari computers. At the least, it will be the ST arcade game by which all others are measured for some time to come.

VOLKS VM520 MODEM

Anchor Automation
6624 Valjean Avenue
Van Nuys, CA 91406
(818)997-6493
\$199.95

CIRCLE 228 ON READER SERVICE CARD

Reviewed by Patrick Bass

The **Volks VM520** from Anchor

Automation, manufacturers of the well-known Volksmodem line, is a Hayes-compatible 300/1200 baud modem for Atari ST computers. The VM520 is about as standard as a Hayes-compatible modem can get. In fact, I was able to start using it immediately with the same FLASH! macros we created for Antic's Hayes SmartModem.

The VM520 features auto-answer, auto-originate, automatic selection of baud rate and pulse/tone dialing. Two modular phone jacks are built into the back panel. The specs call for operation between 0 and 50 degrees Centigrade. That's hot! The modem understands 48 Hayes SmartModem commands—like ATDT1234567. It has nine internal registers, used for the selection of different time-outs, number of rings, etc. The VM520 returns six individual messages to the computer describing the state of the call in progress—OK, CONNECT, etc.

About as standard as a Hayes-compatible modem can get

If you don't have any terminal software, you can use the VT-52 emulator desk accessory that comes with your Atari ST. The VT-52 emulator will get you onto a bulletin board and let you look around. But it won't allow you to upload or download programs or information. If you need these capabilities, you need a more powerful terminal software package, such as FLASH! or ST-Talk.

I logged over 30 hours on CompuServe using the VM520 and can report no operating difficulties. Whenever I accessed a "noisy" telephone connection at 1200 baud, I found that the modem dropped one or two characters per thousand. This problem dis-

continued on page 70

ARE YOU LOOKING FOR A DRIVE...

That is fast, quiet, reliable?

That has a built-in printer interface?

That holds 360 KBYTES of information?

That is compatible with Atari® 400, 800, 600XL,
800XL, 1200XL and 130XE computers?

***THEN, THIS IS
THE "ONE".™***



- Single or double density [software selectable].
- Single or double-sided [software selectable].
- Direct drive motor.
- Printer interface built-in.

FREE "TOPDOS."

130XE SUPPORT WITH:

- Standard 64K RAM disk.
- Expanded 78K RAM disk.
- Special 90K buffer for one pass disk duplication with only one drive.

WISE DENSITY

- Automatic selection between single density, double density, and double-sided double density.

AUTO RAM DISK INITIALIZATION FOR ATARI 130XE.

*** ASTRA SYSTEMS, INC.**

2500 South Fairview/Unit L
Santa Ana, California 92704

Call **(714) 549-2141**

*Atari is a reg. trademark of Atari Corporation.

ST REVIEWS

continued from page 68

appeared at 300 baud on the same phone line.

The 42-page manual has nine sections and an appendix, but no index. It covered just about every question I had while learning to use the VM520. The package includes a 6-foot modular telephone cable to connect the modem to your telephone. There are also velcro pads for attaching the VM520 to the wall or your desk. An enclosed pamphlet has a discount offer for joining The Source online service.

The VM520 has a built-in 63701 microprocessor and comes in a molded plastic case that matches the Atari ST. It attaches to the computer via a ribbon cable with an RS-232 connector that plugs into the Atari ST modem port. To complete the setup, plug in the modem's 9-volt wall-

mounted power supply and attach the phone line to the modular phone jack in the back panel of the modem. The on/off switch, located on the left side, is the only visible control on the modem. When the modem is off, your telephone works normally, and when the modem is on, the phone is disconnected.

The Volks VM520 is a good value and should be seriously considered by all ST owners who are thinking about moving up to a 1200 baud modem.

LOGIKHRON CLOCK CARD

Shanner International Corp.
453 Ravendale Drive
Mountain View, CA 94043
USA—(800) 423-8673
Calif.—(800) 626-9273
\$49.95

CIRCLE 206 ON READER SERVICE CARD

Reviewed by Chuck Trunk

Are you tired of resetting the date and time every time you turn on your new Atari ST computer? Then the **Logikhron Clock Card** is for you. It is the first product for the ST that automatically enters the date and time whenever the computer is turned on and maintains correct chronology even while the computer is unplugged.


Developed by Softlogik Corp. and marketed by Shanner International, the Logikhron package contains a concise manual, a cartridge and a disk. The cartridge is battery powered and fits into the slot on the left side of the ST. Caution: *Never* insert or remove the cartridge while the computer is turned on.

The disk contains a desk accessory file and a resource file. To install the system, load the GEM desktop in the usual manner. Then copy the files labeled DESK5.ACC and CLOCK.RSC onto your system disk. To set the time and date, put your system disk into drive A and boot your computer. When the desktop appears, click on the Clock option from the file drop-

down menu. A dialog box then appears, containing a prompt to input time and date. The procedure is similar to setting the time and date in the control panel.

You're now installed and you'll never have to input the time or date when switching between resolutions or booting—which somehow destroys the time and date previously contained in the control panel.

In some versions of GEM, there is about a 30-second delay before the control panel will reflect the correct time and date. Don't despair, though, if you have created a file within the initial 30 seconds. The correct time and date will be saved along with the file name and size.



The same situation exists when you switch between resolutions. The ST uses an internal clock/calendar when displaying the control panel. The Logikhron software updates this internal clock/calendar only at system boot or change in resolution.

I had a few problems with the clock card while using ST-BASIC with GEM in RAM, most probably due to insufficient memory. But problems disappeared when I installed my TOS ROM chips.

I feel the clock card is useful and reasonably priced at \$49.95. My only criticism is that the complete sealing of the cartridge will prevent changing the battery when it expires. But Shanner offers to install new batteries at a nominal price and expects the original batteries to last at least five years.

Softworks BASIC for the Atari ST is Awesome.

- Fastest executing Basic
- Interfaces to ROM routines
- Compiles double-click programs

Advanced features include:

- Complex data structures
- Superior string manipulation
- Access to programs in other languages

All for \$79! Call us today at (312) 975-4030.

Softworks Limited
2944 N. Broadway
Chicago, IL 60657
Mastercard/VISA welcome

SOFTWORKS LIMITED

CIRCLE 124 ON READER SERVICE CARD

New Products

The Atari booth at the Chicago Consumer Electronics Show was the largest in memory since the Tramiels took over the company.

The newest ST products at CES included: **Hole in One Golf** from Artworx; **Comic Strip Maker** by First Star, the company that made *Spy v.s. Spy* for the 8-bit Ataris; **Typing Tutor** and **Word Invaders**, two new educational programs from Academy Software; and **Winter Games** and **Temple of Apshai Trilogy** in ST versions from Epyx. Infocom had a party to announce plans for **Leather Goddesses of Phobos**, "the first adventure game with sex in it."

Activision has taken over the marketing of Audio Light's N-Vision paint program and changed the name to **Paintworks**. FTL, the folks who brought you *Sundog*, showed off **Micro Cookbook** (not to be confused with Electronic Art's Financial Cookbook)—yes, it's a cookbook on disk.

SOFTWARE IBM EMULATOR

Unlike the long-awaited Atari Corp. plug-in IBM PC emulator, **Ms. Em.** (tentatively priced at \$150) is an IBM emulator in *software*. Programmer Daniel Rosengarten, who has a patent pending on his invention, says a 520ST running *Ms. Em.* (short for MS-DOS Emulator) will have 448K of usable memory. In "clone" mode, *Ms. Em.* runs at half the speed of an IBM. In "compatible" mode, it runs 70% faster, but uses an additional 32K of memory.

With a 5 1/4-inch drive, the simulator can run popular IBM programs such as *VisiCalc*, *Sidekick* and *Wordstar*. So far, *Flight Simulator* is the only program Rosengarten has been unable to run on the PC-compatible setup.

A 520ST or 1040ST can read and write to IBM 5 1/4" floppy diskettes with a **Microbyte** disk drive. Available in IBM XT-compatible, double-sided/double density 40-track version (\$269), or IBM PC AT-compatible double-sided/quadruple density 80-track version (\$279), it includes a direct-connect cable and six-month warranty.

Paradox Enterprises, 8444 E. 19 Street, Tucson, AZ 85710. (602) 296-4650. BETA, FINAL.

CIRCLE 227 ON READER SERVICE CARD

The **BigFoot Clock Card** (\$59.99) with battery backup fits inside an ST cartridge. **EPROM Boards** (\$17) fit the ST cartridge slot; are silk-screened, pre-drilled and accept EPROM types 2764, 27128, and 27256. Protective plastic cases are also available to prevent unwary users from inserting the circuits upside down.

BigFoot Systems, 2708 E. Lake Street, Suite 207, Minneapolis, MN 55046. (612) 722-9515. PRESS.

CIRCLE 228 ON READER SERVICE CARD

With **AC/FORTRAN** (\$195), Macintosh programs written in Microsoft FORTRAN, a version of AC/FORTRAN, can be easily ported to the ST. The first full ANSI-standard FORTRAN 77 for the ST, AC/FORTRAN features IEEE floating point numbers, linker, library manager and a full-screen source-level debugger. It is written in assembler for fast compilation and uses the GEM interface.

Absoft Corp., 4268 N. Woodward, Royal Oak, MI 48072. (313) 549-7111. PRESS.

CIRCLE 229 ON READER SERVICE CARD

In the real-time world of **Breakers** (\$44.95), the action keeps moving even when you aren't. This science fiction text adventure game has a 1,500-word vocabulary.

Broderbund Software, 17 Paul Drive, San Rafael, CA 94903. (415) 479-1170. PRESS.

CIRCLE 230 ON READER SERVICE CARD

Prospero Pro Pascal, a full ANSI 770X3.97 standard Pascal compiler, has 7 and 16-digit precision floating point, separate compilation and 4 byte integers. It features full GEM, AES and VDI bindings. Turbo Pascal source code will port over with minor modifications.

Prospero Software, Ltd., 190 Castelnau, London SW13 9DH, England. PRESS.

CIRCLE 231 ON READER SERVICE CARD

Two more translations from German join the Abacus line-up of ST reference books. The **BASIC Training Guide** (\$16.95) is aimed at beginning ST BASIC programmers. **Graphics and Sound** (\$19.95) describes how to create visual images and music.

Abacus Software, P.O. Box 7219, Grand Rapids, MI 49510. (616) 241-5510. FINAL.

CIRCLE 232 ON READER SERVICE CARD

Deserving special mention for their creative software names is Quack Software Company with **Squeeg and Unsqueeg** (\$24.95). Even difficult files, like executable programs, can be squeezed to almost half their original size with this GEM-based file compression utility.

Quack Computer Co., 10 Freshman Lane, Stony Brook, NY 11790. (516) 689-8738. PRESS.

CIRCLE 233 ON READER SERVICE CARD

Even when your ST is turned off, the **LCM-200 Logikhron Clock Module** (\$49.95) continues to keep time. The clock in an ST cartridge has a battery back-up. Comes with software for automatically installing the clock each time you power-up.

Shanner International, 453 Ravendale Dr., Mountain View, CA 94043. (415) 964-2992. FINAL.

CIRCLE 234 ON READER SERVICE CARD

The **Atari ST Explored** (approximately \$16), is a guide to the operating systems and languages of the ST series. Covers GEM, TOS, BIOS, ST BASIC and Logo, configuring the keyboard, networking and 68000 assembly language.

Kuma Computers Ltd., 12 Horseshoe Park, Pangbourne, Berkshire, RG8 7JW England. PRESS.

CIRCLE 235 ON READER SERVICE CARD

Disk Library, a file manager organized like the card catalog found in public libraries, cross references, categorizes and searches disk information at your fingertips. **Diablo**, an arcade-style maze game, is based on *Diablotin*, a European game consisting of tracks, panels and a ball. \$44.95 each.

Classic Image Software, 510 Rhode Island Avenue, Cherry Hill, NJ 08002. (609) 667-2526. FINAL.

CIRCLE 209 ON READER SERVICE CARD

New ST product notices are compiled from information provided by the products' manufacturers. Antic assumes no responsibility for the accuracy of these notices or the performance of the product. Each mention is followed by a code word indicating that, at press time, Antic had seen a FINAL marketable version, near-final BETA, earlier ALPHA, incomplete DEMO, or PRESS release.



SOFTWARES BASIC

Fast, compiled BASIC for the experienced

Software's BASIC (\$79.95) is a compiled BASIC for the Atari ST. It offers considerable speed advantages over the ST BASIC provided by Atari, but is not for the new programmer or novice. It comes on a single disk, and includes extensive GEM support for those knowledgeable enough to use it.

This BASIC's enhancements include extensions to string-handling commands and up to seven-dimensional arrays. String arrays are supported, as well as Print Using. Softworks BASIC (SB) also supports structured variables, similar to RECORD types in ACTION! or Pascal. String handling is one of the better parts of this BASIC. Not only are the MID\$, LEFT\$ and RIGHT\$ commands supported, but substrings may be extracted by string position, counting either from the left or the right end of the string.

Routines to move blocks of data around in memory are also included. SB includes a fairly complete set of standard features such as FOR/NEXT, IF/THEN/ELSE and subroutines, but some features of more advanced BASICs are missing. There is no provision for subprograms, WHILE or CASE.

SB does not have an editor, so you'll have to get a word processor—but not

ST Writer—which generates standard TOS files. Softworks recommends 1st Word, even to the point of including a commands summary sheet.

After composing your program on a word processor, save it to disk and return to the GEM desktop. Then start the compiler, which tries to compile the program and generate a .RUN file.

Errors encountered during the compile generate a message which ap-

pears on the screen only for a moment—you had better keep your eye on it. This is a most unsatisfactory way to inform the user about errors in the file. Either a disk file should be written or the message should stay on the screen longer. You must correct errors in your source file with the editor, re-save and re-compile. Since this cycle requires several programs, it can take a while to complete. And, of

course, changes will be necessary to take care of any program bugs. While this process is drawn out, it's not too different from other compiled languages.

The compiled .RUN file is in P-Code rather than native 68000 machine code. It's not as fast as a true compiled language such as C or Pascal, but it's two to 20 times as fast as ST BASIC. SB doesn't do calculations much faster than ST BASIC, but string handling and disk access for both random and sequential files are much faster.

The .RUN file produced by the compiler can be placed on a disk along with the runtime package, B.RUN. One advantage of a separate runtime package is that several .RUN files can be on the disk, so you can CHAIN from one to the next, but only one copy of B.RUN needs to be on the final disk, thus saving disk space.

By using GEM's "Install Application" from the desktop, you can set up your disk so that double-clicking on any .RUN file automatically loads B.RUN, which then loads and runs your file. This is handy for distributing commercial software generated from SB. A one-time \$25 fee is needed to license B.RUN for your own disks.

GEM support in Softworks BASIC is a mixed bag. If you write a program

**Supports virtually all
commands available,
but you must be
familiar with GEM and
XBIOS**

which doesn't use GEM, it will run on an Amiga or Macintosh because SB is also available for them. As on those machines, all machine-specific commands for graphics, sound, windows, etc. are handled via the Toolbox command. On the ST, all access to GEM (including AES, VDI and GEMDOS), as well as access to BIOS and XBIOS are also through the Toolbox.

Virtually all the commands available are supported, but there is a problem. You must be quite familiar with GEM and XBIOS to use Toolbox, virtually requiring you to buy either the Atari ST Developer's Kit (\$300) or some of the technical books now available. These sources tend to be incomplete, somewhat technical and not always accurate. Even something as essential as plotting a point or making a sound is accessible only through Toolbox from GEM or XBIOS.

Further, the manual included with SB is no help. It merely lists each Toolbox command with a cryptic description. Compare this to Optimized Systems Software's Personal Pascal,

which not only includes GEM libraries, but spends about 150 pages telling you how to use its GEM support. Thus, unless you know that you must initialize GEM with an AppInit call followed by OpnVWkst and possibly a GrafHandle call, you cannot use the

Considerable speed advantages over ST BASIC, but not for the new programmer or novice

GEM support in SB at all. On the other hand, if you do know GEM, the Toolbox commands that closely match the actual GEM calls are superior to ST BASIC's "access-by-numbers" approach to VDI and AES.

Another drawback of SB is that the manual is mostly for reference. This

is no problem for an experienced BASIC programmer, as special features such as structured variables are thoroughly covered. However, the manual will not teach you to program in BASIC. Further, there are really no books teaching this particular BASIC, although a general book on MicroSoft BASIC will probably help.

As a compiled BASIC, Softworks BASIC has several advantages. It's fast, has structured variables, protects your source code and offers extensive GEM support. If you are a moderately experienced BASIC programmer, especially if you know some GEM and XBIOS, this is an excellent language. If you are just getting started, though, you should wait for the friendlier BASICs that are sure to come.

Softworks BASIC
Softworks Limited
2944 N. Broadway
Chicago, IL 60657
(312) 975-4030
\$79.95

CIRCLE 202 ON READER SERVICE CARD



Megamax C

for the
Atari ST

Featuring

- One pass Compile • In-Line Assembly • Smart Linker
- Full Access to GEM routines • Register Variable Support • Position Independent Code • and much more...

System Includes:

- Full K&R C Compiler (with common extensions)
- Linker • Librarian • Disassembler • C Specific Editor
- Code Improver • Documentation • Graphical Shell

Benchmark	Compile Time	Execute Time	Size
Sieve	70	2.28	5095
"Hello, world"	63	N/A	4691

*Times in seconds. Sieve with register variables.

\$199.95 For more information, call or write:


Megamax, Inc

Box 851521

Richardson, TX 75085

(214) 987-4931

VISA, MC, COD ACCEPTED



CIRCLE 92 ON READER SERVICE CARD

I.B. Drive provides the link

between IBM PC/XT/AT and Atari ST computers. Just insert a 5 1/4" diskette in either computer as drive B:. Read, write and format in either computer

- Plug-in compatible with Atari ST
- Built-in power
- 40 track 360K capacity
- 80 track 720K capacity (optional)
- Complete, ready to run


\$269.95

For further details see your local Atari dealer or call I.B. Computers. Dealer inquiries invited.

I.B. Computers

1519 S.W. Marlow Ave.
Portland, OR 97225 U.S.A.
503/297-8425

We carry the complete line of Atari hardware and software.



IBM and PC/XT/AT is a registered trademark of International Business Machines Corp.
Atari and ST is a registered trademark of Atari Computer Corp.

CIRCLE 70 ON READER SERVICE CARD

The Price War Is Over We Won!

We Will Beat Any Price...Anywhere.

Atari ST Hardware

Atari 520ST RGB.....	\$785
Atari 520ST Mono.....	\$645
Atari SF354.....	\$149
Atari SF314.....	\$208
Atari SM124.....	\$165
Atari SC1224.....	\$335
Supra Hard Disk.....	Call

Printers

Panasonic.....	Call
Star Micronics.....	Call
Citizen.....	Call

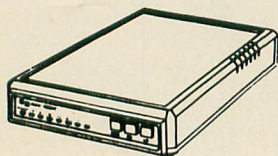
Modems

Avatex 1200.....	\$79.00
QMI 1200ST.....	\$129.00
Atari XM301.....	\$35.99
Supra/MPP 1000E.....	Call

Specials

Avatex 1200	
PR Conn./Amodem ..	\$149.00
Atariwriter Plus	\$24.95
Avatex 1200.....	\$79.00
Sakata SC100	\$137.00
Teknika MJ-10	\$178.00
Teknika MJ-22	Call
Habawriter.....	\$25.00
Hippo C	\$25.00
Hippo Eprom Burner..	\$99.99
Color Printer.....	Call

Avatex 1200
\$79.00



Hayes Compatible!
Everyday Low
Price!

Atari ST Software

Borrowed Time	\$29.95
Rogue	\$24.95
Final Word	\$85.99
Haba Software	Cheap
Hacker.....	\$27.95
H & D Base.....	\$65.00
H & D Forth.....	\$35.00
H & D Toolbox.....	\$25.00
PC Intercomm.....	\$74.95
Personal Diskit.....	Call
Sundog	\$24.95
VIP Professional.....	Call
Silent Service	\$24.00
Flight Simulator.....	Call
Micro C Shell	\$33.00
Mindshadow.....	\$29.95
Print Master	\$24.95
P.M. Art Gallery.....	\$19.95
Easy Draw	\$97.00
Graphic Artist.....	Call
Music Studio	\$36.00
2Key Accounting.....	\$32.99
Home Planetarium.....	\$19.75
Joust	\$19.75
CP/M Emulator	\$32.99
Temple of Apshai	
Trilogy	\$24.95
Metacomco Pascal	\$69.95
Lattice C	\$98.00
Andra	Call
UCSD Pascal	Call
Regent Spell	Call
Regent Word.....	\$35.00
Regent Word II	Call
Regent Base.....	Call
Meta 68000 Asm.....	\$59.95
Brattacas	\$29.95
Degas	\$23.95
Personal Pascal.....	\$48.00
ST Talk	\$11.00
Zoomracks.....	\$48.99
Modula-2	\$49.95
Personal Prolog.....	Call
Kings Quest II	\$32.00
Tos Chips	\$24.95
Universe II.....	\$49.00
ST Copy	\$18.99
Typing Tutor	\$16.75
Spiderman	\$12.95
Mouse Mat.....	\$7.49
Ultima II.....	\$37.50

Atari 8-Bit Hardware

Atari 130XE.....	\$118.95
Atari 65XE	Call
Atari 1050	\$124.50
Indus GT.....	Call
Atari 1027	\$79.00

Atari 8-Bit Software

Action!.....	\$46.00
Basic XE.....	\$46.00
Basic XL.....	\$36.00
Battalion Command	\$24.95
Battle of Antietam	\$32.00
B/Graph.....	\$24.95
Broadsides.....	\$24.95
Computer Baseball	\$24.95
Computer QB	\$24.95
Conflict in Nam	\$24.95
Crusade in Europe	\$24.95
Silent Butler.....	\$19.99
Gemstone Warrior.....	\$22.00
War in Russia.....	\$48.00
Dec. in the Desert	\$24.95
Kennedy Approach	\$19.50
Solo Flight.....	\$19.50
Learning Phone.....	Call
Syncalc 130XE	\$29.95
Paperclip	\$34.00
Mac/65	\$46.00
Print Shop	\$27.50
Karateka	\$18.50
Lode Runner	\$22.00
Atariwriter Plus	\$24.95
Panzer Grenadier.....	\$34.00
Hacker	\$15.75
Space Shuttle	\$15.75
Mindshadow	\$15.75
Great Am. Rd. Rce.....	\$15.75
F-15 Strike Eagle	\$19.95
Silent Service.....	\$19.50
Synfile 130XE	\$29.95
Page Designer	\$18.00
HomePak	\$30.00
OSS Toolkits.....	\$19.50
Printshop Lib. 1/2/3	\$17.00
Chmp. Lode Run.....	\$18.50
Ultima IV.....	\$39.00
Sparta Dos CS	\$26.00
Home File Manager.....	\$7.99
Music Painter.....	\$7.99
Star Raiders	\$7.99

Accessories

US Doubler.....	\$48.00
Rambo XL.....	\$33.00
R-Time Cart	\$48.00
Bonus SS/DD 5.25	\$6.50
Bonus DS/DD 5.25	\$7.00
Paper 1000 Sheets.....	\$11.00
Paper 2500 Sheets	\$22.00
Maxell 3.5.....	\$17.50
Xetec	\$39.95
Logo Manuals.....	\$13.50



Interfaces

P.R. Connection	\$57.00
Supra Microprint.....	\$29.00
Supra 1150	\$39.00
ST Modem Cable.....	\$12.00
Supra Microstuffer.....	\$59.00
U-Print.....	\$48.00
Apeface.....	\$35.00
Atari 850	\$109.00
ST Printer Cable	\$12.00

Atari XM301
Modem
\$35.99



Black Patch Systems

ORDERS ONLY:   **Call TOLL FREE 1-800-ATARI-02 or 301-987-2300 (Toll Call)**

For technical information or order inquiries, call 301-987-0019, or write
Black Patch Systems, P.O. Box 501, Arnold, MD 21012

HOW TO ORDER: CASHIER CHECK, MONEY ORDER, MASTERCARD* OR VISA* (ADD 4% FOR CHARGE CARDS) ... NO PERSONAL CHECKS ... NO C.O.D.'s ...
SHIPPED U.P.S. ... ALL PRICES SUBJECT TO CHANGE WITHOUT NOTICE.
SHIPPING: ADD \$3.00 ON ALL ORDERS UNDER \$100.00 ... ADD \$5.00 ON ALL ORDERS OVER \$100.00. ACTUAL FREIGHT CHARGED ON MULTIPLE ORDERS.
INTERNATIONAL: ACTUAL FREIGHT CHARGED ON ALL ORDERS OUTSIDE THE CONTINENTAL UNITED STATES INCLUDING A.P.O.
POLICIES: NO RETURNS WITHOUT A RETURN AUTHORIZATION ... NO RETURNS UNLESS DEFECTIVE. ALL DEFECTIVES WILL BE EXCHANGED ...
NO EXCEPTIONS.

CALL OR WRITE FOR FREE CATALOG • DEALER INQUIRIES INVITED

Three Of The Best Items For Your Personal Computer



MICROPRINT 2000

MICRO MERICS MICROPRINT 2000 delivers big performance without knocking a big dent in your budget. This wonderfully affordable, fast 120 CPS, letter quality built-in, DOT MATRIX PRINTER has all of the features usually found only in more expensive models. MICROPRINT 2000 has graphics modes, tractor/friction feed, foreign language characters, bidirectional printing, snap-in cassette ribbon, user replaceable head, and standard parallel interface. With serial interface option, and fine near letter quality, it is no longer necessary to transfer your draft to the typewriter.

PARALLAX-AT

MICRO MERICS PARALLAX-AT is one of the best graphic and letter quality printer interfaces available for ATARI* computers. Works with all popular dot matrix printers. PARALLAX-AT is guaranteed to meet all of your ATARI printer interface requirements. It has an extra serial port to daisy chain other peripherals. Works with all ATARI computers: 600XL, 800XL, 1200XL, 65XE, & 130XE. It's easier to set up, has more printing modes, and a wider range of applications than any other printer interfaces in the marketplace. PARALLAX-AT has a proven track record of being one of the most reliable printer interfaces in the market today.

PARALLAX-CD

MICRO MERICS PARALLAX-CD lets owners of all COMMODORE* home computers connect any letter quality or dot matrix parallel printer to their system. Complete "1525 emulation" (where any printer connected to the PARALLAX-CD is made to act like COMMODORE's own 1525 graphic printer), means that PARALLAX-CD works with more software than other printer interfaces. All switches are externally accessible, and settings are clearly marked on the cover. PARALLAX-CD uses Compute Gazette mnemonics, and features 22 available print modes. It is simple to use, yet still allows the flexibility an expert programmer may need.

Micro Merics Corporation

9811 Owensmouth Avenue, Unit 10 ★ Chatsworth, California 91311 (818) 882-7668

National (800) 233-3852 ★ California (800) 233-0788 ★ Telex: 183373 UD ★ Fax: (818) 882-0492

*Atari is a registered trademark of Atari Corp., Commodore is a registered trademark of Commodore Business Machines.

*MichTron
is now the leading
publisher of software for
the Atari ST.*

*We have over 30 different programs
available on the ST: utilities made
for speed, efficiency, and simplicity;
games designed to be fast, colorful,
and exciting.*

*All reasonably priced, with more
coming every day. Write or
call for a free catalog.*



576 S. Telegraph, Pontiac, MI 48053
Orders and Information (313) 334-5700
Dealer inquiries welcome

CIRCLE 94 ON READER SERVICE CARD

ST PROTECTION
NOW AVAILABLE!

Disclone Service Won't Make You Nervous

Technical support, personal service, competitive prices.

Disclone full service quality tested diskette duplication, packaging, documentation production and processing ensures precise duplication, thorough quality control and expedient response to your requirements. NOclone state of the art hardware based copy protection is true piracy protection for authorized allotments only. Each application is uniquely encrypted. Install routines are coded for nontransferrable hard disk allotments.

Disclone offers a choice of diskettes. Commitment dates are guaranteed. Fast turnover

- up to 1000 in 24 hours, any format.
- up to 10,000 in one week, any format.

disclone
a2clove

DISCLONE SOFTWARE PRODUCTION SERVICES

1050 North Fifth Street, San Jose, California 95112
(408) 947-1161 OUTSIDE CA: 1-800-826-4296

CIRCLE 30 ON READER SERVICE CARD

THE AMAZING VOICE MASTER

SPEECH SYNTHESIS—VOICE RECOGNITION
plus a whole lot more!



Your computer can talk in your own voice. Not a synthesizer but a true digitizer that **records** your natural voice quality—and in any language or accent. Words and phrases can be expanded without limit from disk. Speech Editor program alters or improves sounds.

And it will understand what you say. A real word recognizer for groups of 32 words or phrases with unlimited expansion from disk memory. Speech playback and word recognition can work together. **Have a two way conversation with your computer!**

Easy for the beginning programmer with new BASIC commands. Machine language programs and memory locations for the more experienced software author.

Exciting Music Bonus lets you hum or whistle to write and perform. Notes literally scroll by **as you hum!** Your composition can be edited, saved, and printed out. You don't have to know one note from another in order to write and compose!

Based upon new technologies invented by COVOX. One low price buys you the **complete system** Includes a host of sample programs! In addition, you will receive periodic information about speech technology, applications, new products, up-dates, and user contributions. **You will never find a better value for your computer.**

ONLY \$89.95 includes all hardware and software.

Available from your dealer or by mail. When ordering by mail add \$4.00 shipping and handling (\$10.00 foreign, \$6.00 Canada).

The Voice Master is available for the Commodore 64, 128, Apple IIc, IIe, II+, and Atari 800, 800XL, 130XE. Specify model when ordering. Apple II+ (with 64K) owners must have joystick adapter. Available from Covox at only \$9.95.

Apple IIe and II+ owners: Enhance speech quality and music capabilities with optional Sound Master hardware card. Installs in slot 4 or 5. Available separately for \$39.95 with demo software, or order with Voice Master for only \$119.95 (saves \$10 when ordered together).



DEMO SPEECH DISK AVAILABLE New! An introduction to Covox speech. The \$5 disk gives several general vocabularies that you can use in any of your own programs. Sample programs include a talking keyboard, calculator, clock, and more. English, French and German selections. Samples of level 1 and 2 speech editing. 28 page booklet included. Price is \$5 including postage (\$7 outside North America). Check, money order, or cash only. **SPECIFY COMPUTER BRAND.**

For telephone demo, additional information, or prompt service for credit card orders (except \$5 talking disk),



CALL (503) 342-1271



Call or write today for complete product information.



COVOX INC.

(503) 342-1271

675-D Conger Street, Eugene, OR 97402
Telex 706017 (AV ALARM UD)

CIRCLE 27 ON READER SERVICE CARD

NEW



*from the creators
of MacFORTH*

Multi-Forth

for the Atari ST

*A Professional Development Language
for the 520 and 1040ST*

- Turnkey Compiler - No Royalties
- GEM and TOS Support
- Multi-tasking
- Floating Point
- CompuServe Support - GO FORTH
- Built-in Assembler
- Use Standard Text Files
- 400 Page User's Manual
- Compatible with other CSI Forths

Shipping Now - \$149 Intro Price

1-800-FORTH-OK



**Creative
Solutions, Inc.**

4701 Randolph Rd., Suite 12
Rockville, MD 20852
in MD 301-984-0262

MacFORTH & Multi-Forth are trademarks of Creative Solutions
Atari ST is a trademark of Atari Corporation

CIRCLE 28 ON READER SERVICE CARD

Don't be Puzzled

REGENT BASE:

A Relational GEM Database

Solve your business and personal needs with our easy to use database. Regent Base makes full use of the GEM system so using any of the available templates is as easy as dragging the Mouse and pressing a few keys. Included with Regent Base are two templates: A Mailing List Manager and A Checkbook Manager. Other templates available include: Accounts Receivable, Payables, General Ledger, Customer Billing, and Invoicing. Many other templates are also available. Regent Base supports over fifteen printers and even "mail-merges" with Regent Word II.

REGENT WORD II:

GEM Word Processor with Spelling Checker

Power through any word processing needs with Regent Word II. Regent Word II makes full use of the GEM system, so editing is powerful and easy! As text is typed Regent Word II reformats the document on the screen to show exactly what will be printed. Bold, Superscripted, Subscripted, Italic and Underlined text are displayed while editing. A 30,000 word Spelling Checker is built in. Insert or delete words — up to 100,000 — in Regent Word II's spelling dictionary with the click of a mouse button! Regent Word II "mail-merges" with Regent Base for instant form letters. On-line Help Menus and over fifteen printer drivers are built in.

The Perfect Match for the Atari ST



REGENT SOFTWARE

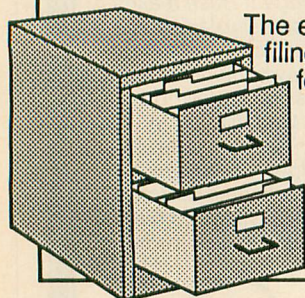
7131 Owensmouth, Suite 45A
Canoga Park, CA 91303
(818) 882-2800

CIRCLE 120 ON READER SERVICE CARD

PROFESSIONAL DUCTIVITY

New **ST** software from a name you can count on...

FilePro



The electronic filing system for the ST

ST FilePro

A simple-to-use and versatile database manager. Features help screens; lightning-fast operation; tailorable display using multiple fonts; user-definable edit masks; capacity up to 64,000 records. Supports multiple files. RAM-disk support for 1040ST. Complete search, sort and file subsetting. Interfaces to TextPro. Easy printer control. **\$49.95**

TextPro



Word processor for the ST

ST TextPro

Wordprocessor with professional features and easy-to-use! Full-screen editing with mouse or keyboard shortcuts. High speed input, scrolling and editing; sideways printing; multi-column output; flexible printer installation; automatic index and table of contents; up to 180 chars/line; 30 definable function keys; metafile output; much more. **\$49.95**

PaintPro



Create double-sized pictures

For cre

PaintPro

Multiple windows

For creative illustrations on the ST

ST PaintPro

A GEM™ among ST drawing programs. Very friendly, but very powerful design and painting program. A *must* for everyone's artistic or graphics needs. Use up to **three** windows. You can even cut & paste between windows. Free-form sketching; lines, circles, ellipses, boxes, text, fill, copy, move, zoom, spray, paint, erase, undo, help. Double-sized picture format. **\$49.95**

PCBoard Designer

Create printed circuit board layouts




Features: Auto-routing, component list, pinout list, net list

PCBoard Designer

Interactive, computer aided design package that automates layout of printed circuit boards. **Auto-routing**, 45° or 90° traces; two-sided boards; pin-to-pin, pin-to-BUS or BUS-to-BUS. Rubber-banding of components during placement. Outputs pinout, component and net list. **\$395.00**

Forth/MT




Multi-Tasking Full-Featured

ST Forth/MT

Powerful, multi-tasking Forth for the ST. A complete, 32-bit implementation based on Forth-83 standard. Development aids: full screen editor, monitor, macro assembler. 1500+ word library. TOS/LINEA commands. Floating point and complex arithmetic. Available Sept. '86. **\$49.95**

Text Designer



Combine graphics with your text

ST Text Designer

An ideal package for page layout on the ST. Accepts prepared text files from TextPro or other ASCII wordprocessors. Performs block operations—copy, move, columns. Merges bit-mapped graphics. Tools to add borders & separator lines, more. Available September '86. **\$49.95**

AssemPro

The complete 68000 assembler development package for the ST



ST AssemPro

Professional developer's package includes editor, two-pass interactive assembler with error locator, online help including instruction address mode and GEM parameter information, monitor-debugger, disassembler and 68020 simulator, more. Available Sept. '86. **\$59.95**

ST and 1040ST are trademarks of Atari Corp.
GEM is a trademark of Digital Research Inc.

Abacus Software

P.O. Box 7219 Dept. AA Grand Rapids, MI 49510 - Telex 709-101 - Phone (616) 241-5510

Call **now** for the name of your nearest dealer. Or order directly from ABACUS with your MasterCard, VISA, or Amex card. Add \$4.00 per order for postage and handling. Foreign add \$10.00 per item. **Other software and books coming soon.** Call or write for your **free** catalog. Dealer inquiries welcome—over 1400 dealers nationwide.

DIGITAL VISION

COMPUTEREYES™

VIDEO IMAGES ON YOUR COMPUTER!

Finally—an inexpensive way to capture real-world images on your computer's graphics display! COMPUTEREYES™ is an innovative slow-scan device that connects between any standard video source (video tape recorder, video camera, videodisk, etc.) and your computer. Under simple software control, a b/w image is acquired in less than six seconds. Unique multi-scan modes also provide realistic grey-scale images. Hundreds of applications!

Package includes interface module, complete easy-to-use software support on disk, owner's manual, and one year warranty all for \$129.95 plus \$4.00 S&H (USA).

Also available as a complete package including:

- COMPUTEREYES™
- Quality b/w video camera
- Connecting cable

for only \$399.95 plus \$9.00 S&H.



Demo disk available for \$10.00 postpaid (refundable).

ONLY \$129.95

Available for:

- Apple II series
- Commodore 64/128
- Atari 800/800XL/65XE/130XE

See your dealer or order direct. Mass. residents add 5% sales tax. Mastercard, Visa accepted. To order, or for more information, write or call:

DIGITAL VISION, INC.

14 Oak Street — Suite 2
Needham, MA 02192
(617) 444-9040, 449-7160

CIRCLE 35 ON READER SERVICE CARD

Now you can RAMCHARGE Your Atari® 800 with the new Magna 1MEG RAM-Board

- Enhanced memory capabilities
- Simple one-minute plug-in installation
- 100% Axlon® compatibility
- 288K available with Synfile+™/SynCalc™
- Up to 1 million bytes on a single board
- Up to 8000 sectors available as a Ramdisk
- MYDOS™ Ramdisk software included
- XL/XE/ST upgrades available also — call

RAMCHARGER 256K — \$149.95

RAMCHARGER 512K — \$199.95

RAMCHARGER 1MEG — \$299.95

Ramchargers use custom printed circuit boards. We do not rewire your "old" Atari 16K boards as others do.

Terms: Check, Money Order, COD
Add \$4.50 shipping & handling.
New York State Residents add local sales tax

MAIL TO:
MAGNA SYSTEMS
147-05 Sandford Ave., Suite 4E
Flushing, N.Y. 11355
Phone: 718-939-0908
Bulletin Board 24 hrs. — 212-828-7658

**Magna
Systems**
"We build power!"

CIRCLE 91 ON READER SERVICE CARD

ATARI ST

ACTION PAK™

4 Atari ST™ Programs
1 Low Price!

39.95

DISK LABELER

Custom design your own unique 3.5 inch disk labels.

- ▶ Create professional-looking labels using three windows on screen. Fully mouse driven.
- ▶ Up to 38* files on each label, alphabetically, with monochrome monitor. Up to 18 files with color monitor.
- ▶ 35 borders and 4 type styles*.
- ▶ Includes 50 pin feed disk labels for 3.5 inch disks.
- ▶ Uses ST's full graphics capabilities*.

BANNER MAKER

Express yourself! Create original 1 to 4 line banners up to 72 characters in length.

- ▶ Includes 5 fonts. Custom design your own with Degas** or use any fonts compatible with Degas**.
- ▶ Left, right or center justification.
- ▶ Does *not* require "Action Pak (4 in 1)"** to print banners. Banner files can be given on disk or sent by modem.

TYPEWRITE

Great for addressing envelopes, filling out forms or writing short memos.

- ▶ Turns your ST into a line-at-a-time typewriter.
- ▶ Always handy! Resides in RAM as a desk-top accessory or runs as a stand alone program.

SYNFILE** CONVERTER

*A real work-saver! Convert your 8-bit Synfile** files fast without having to reenter data.*

- ▶ Creates ST files compatible with Hippo Simple**, Zoomracks**, DB Master One**, H & D Base**, DB Man**, dbOne**, or Regent Base**.
- ▶ Easy to use! Completely self-prompting. Just answer the simple questions.
- ▶ Requires modem or null modem.

Available at your local ST retailer. If you are unable to find it, then send coupon to: Action Software — 69 Clementina, Dept. ST, San Francisco, CA 94105. Please include \$3.00 shipping & handling. Calif. residents please add 6.5% sales tax.

☐ Check enclosed Bill my credit card: ☐ VISA ☐ MC

Name _____

Address _____

City _____ State _____ Zip _____

Credit card no. _____ Exp. Date _____

Signature _____

*We are looking for quality ST programs to publish.
Call (415) 974-6638.*

*Requires Epson** or Epson** compatible graphics printer.
Other non-Epson** compatibles will print up to 18 file names, but may not accept graphics.

**Action Software, Atari Corp., Batteries Included, Synapse Software, Quickview Systems, Mirage Concepts, Versasoft Corp., Oxix, Inc., Regent Software and Epson Corp. respectively.

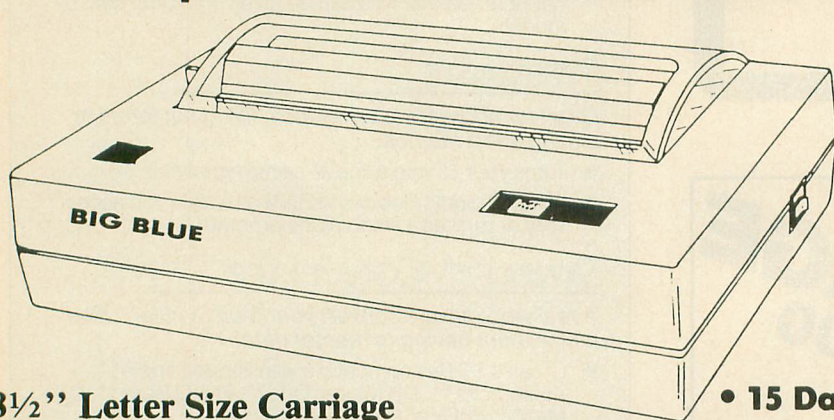
CIRCLE 004 ON READER SERVICE CARD

Famous National Brand

Commodore® • Atari® • Apple® • IBM®

8 1/2" Letter Size 80 Column Printer Sale

• Word Processing • Program Listings • Graphics • Quiet Operation • Upper and Lower case • All points addressable Graphics • Underline • Enhanced • Much much More



Super Quality

This printer was made by Canon® for one of the largest computer manufacturers in the world. The Big Blue printer comes ready to hook up to the serial port of the IBM® PC jr. Plus with low cost adapter cables you can connect the Big Blue printer to the IBM® PC, IBM® XT, IBM® AT, Apple® II, IIe, IIfx, Commodore® 64, 128, Atari®, plus many more.

8 1/2" Letter Size Carriage

• 15 Day Free Trial

• 90 Day Immediate Replacement Warranty

Now you can have a full fledged 8 1/2" letter size 80 column printer for less than the cost of a large box of paper. This printer uses advanced thermal technology to print upper and lower case (with true lower descenders), underline, enhanced, all points addressable graphics (works with Printshop) plus More. Print out pictures, program listings, wordprocessing pages, graphics and more. Perfect for the homeowner or student and definitely affordable. Fantastic Printer at an unbeatable price. List \$199.00 Sale \$39.95

Intelligent Commodore Interface— Allows you to connect the Big Blue printer to the printer port of the Commodore 64 and 128 computer. Print Commodore graphics, use Printshop, Word processors and more... List \$49.95 Sale \$24.95

Intelligent Atari Interface— Allows you to connect the Big Blue printer to Atari computers (except 1200). Print Atari graphics, Printshop, word processors, and more... List \$49.95 Sale \$24.95

IBM®, Apple® RS-232 Adapter— Adapts the Big Blue printer to be used with any RS-232 port. List \$19.95 Sale \$9.95

Paper (2 Rolls) List \$19.95 Sale \$9.95

IBM, Apple, Canon, Commodore, Atari are trademarks of International Business Machines, Apple Computer, Canon Inc, Commodore Business Machines, Atari Inc. Respectively.

Add \$10.00 for shipping, handling, and insurance. Illinois residents please add 6 1/4% sales tax. Add 20.00 for CANADA, PUERTO RICO, HAWAII, ALASKA, APO-FPO orders. All orders must be in U.S. Dollars. WE DO NOT EXPORT TO OTHER COUNTRIES EXCEPT CANADA. Enclose Cashier Check, Money Order or Personal Check. Allow 14 days for delivery, 2 to 7 days for phone orders, 1 day express mail. Prices & Availability subject to change without notice.

VISA — MASTER CARD — C.O.D.

C.O.D. on phone orders only.

COMPUTER DIRECT

We Love Our Customers

22292 N. Pepper Rd., Barrington, Ill. 60010

312/382-5050 to order

**XLent
Software**

HASN'T FORGOTTEN THE 8 BIT ATARI
INTRODUCING

P.S. INTERFACE

- Design custom Print Shop fonts & graphics with your drawing program
- Include graphics in custom fonts
- Convert Print Shop fonts to Typesetter icons—choose from 4 sizes
- Move Typesetter icons to Print Shop fonts & graphics
- Organize your Print Shop graphics—RENAME & DELETE
- Convert your pictures for use in Screen Magic option
- Works with Print Shop Companion fonts

48K

\$29.95

**XLent
Software**

P.O. Box 5228
Springfield, Virginia 22150
(703) 644-8881
Telex 269728 XLNT UR

Print Shop & Print Shop Companion are trademarks
of Broderbund Software

**XLent
Software**

HASN'T FORGOTTEN THE 8 BIT ATARI
INTRODUCING

THE FIRST XLENT WORD PROCESSOR

- Uses joystick and icon interface
- Full featured word processor
- Edit 2 documents simultaneously
- On-line help screens
- 80 column print preview option
- Combines graphics & text (Epson only)
- Double column printing (XL/XE version)
- Customize for your printer
- Use custom character sets onscreen
- Compatible with MegaFont II+
- Print spooler for Atari 130XE
- NOT Protected

48K/64K
versions



\$29.95

**XLent
Software**

P.O. Box 5228
Springfield, Virginia 22150
(703) 644-8881
Telex 269728 XLNT UR

**XLent
Software**

P.O. Box 5228
Springfield, Virginia 22150
(703) 644-8881
Telex 269728 XLNT UR

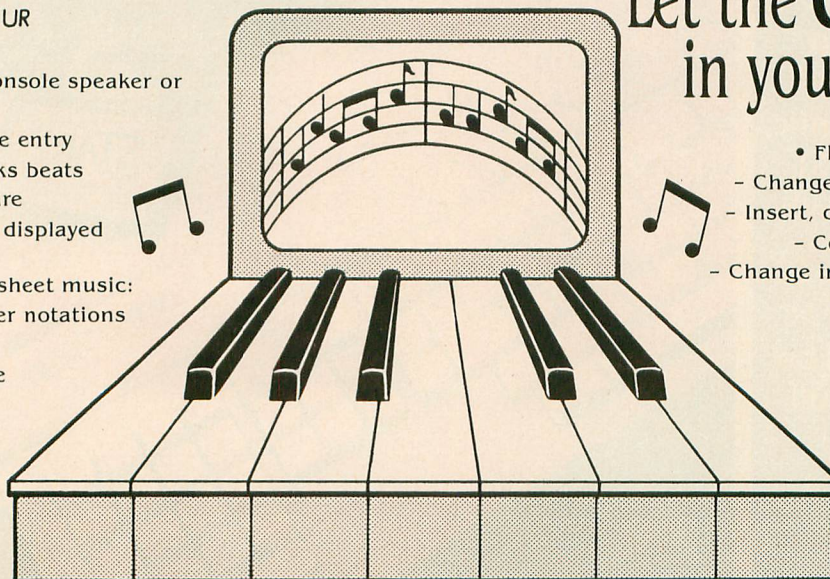
Presents

ST MUSIC BOX

copyright 1986

Let the **Composer**
in you come out.

- Compose for ST console speaker or MIDI synthesizer
- Keyboard or mouse entry
- Smart editor checks beats entered per measure
- All parameter info displayed during playback
- Print high quality sheet music:
 - Add lyrics & other notations
 - Include graphics
 - Print single voice or combination
- Conforms to MIDI standard
- Supports monochrome and color



- Flexible composing tool:
 - Change key & time signatures
 - Insert, delete & copy measures
 - Copy from voice to voice
 - Change instruments measure by measure for any voice
 - Alter tempo measure by measure
 - Control synthesizer portamento
 - Capability to transpose notes
 - Load/Save rhythms, single voice or compositions

\$49.95

By Dennis Young & Len Dorfman

Includes four compositions!

START

THE ST QUARTERLY

PREMIERE ISSUE

See START Risk
Offer Inside

U.S.A. \$4.00
CANADA \$4.95

Summer 1986

Volume 1, Number 1

THE RIGHT START!

Subscribe to *START*, the ST Quarterly, while there is still time to receive the PREMIERE ISSUE.

Quantities are limited, however, so please don't delay!

Remember, in addition to 4 issues of *START* and four 3½ inch program disks, you also receive—FREE—a full year (12 issues) of *Antic*, which features the ST Resource every month.

So—for complete ST coverage—look for *Antic* and *START* and be sure that you have all the information you need to get the most out of your new ST.

Mail the attached card today!



TYPO ST

Automatic proofreading for ST BASIC type-ins

There are few things as frustrating as typing in a long program listing from a magazine and then finding that the program won't RUN because some character was mistyped. Consider this statistic. A 50-line program with 40 characters per line has 2,000 characters in it. Even if your typing is 99.9% correct, you would still have two mistyped characters somewhere in your file.

But if computers are so smart, they should find the mistakes for you, right? What you need is to teach the computer to look at the program you just typed in, and have it tell you if you typed in any characters which aren't supposed to be there.

TYPO ST (Type Your Program Once ST), written in Atari ST BASIC, is the latest in the *Antic* tradition of providing automatic proofreading programs for checking our published BASIC listings. TYPO II currently does the job for the 8-bit listings.

How does the ST know when you've made a typing mistake? It can't, really. What it does is read your program line-by-line and add up the ASCII values for all the characters in each line. TYPO ST then prints out the line number it was looking at, and the *sum* of the values of all the characters in that line. This sum is called a *checksum*. You compare this check-

TYPO ST reads through your saved ST BASIC listings and generates line-by-line proofreading codes

sum against the line-number entry in the TYPO Table we will print at the end of each ST BASIC program.

If the two values match, you've almost certainly typed the line correctly. (At present, TYPO ST can't tell if you *transposed* two characters that belong in the line.) If the values don't match, carefully check each character in the line and re-type as needed.

USING TYPO ST

To get started, type Listing 1, TYPOST.BAS, *carefully* into your ST and then SAVE it to disk. Feel free to use either the ST BASIC editor or the word processor of your choice. Me? I use 1st-Word Plus.

TYPO ST may now be used to check itself. When you have TYPO ST stored on disk, activate ST BASIC, (if you aren't using it already) and LOAD

TYPO ST into memory. Either type RUN or go up to the file menu and click on RUN. In the output window, TYPO ST will ask for the name of the file to check. To have TYPO ST check itself, type in TYPOST.BAS and press [RETURN]. Next, TYPO ST will ask if you want the TYPO Table printed on the video Screen or the Printer. Type in S for the Screen or P for the Printer and press [RETURN].

TYPO ST will read through your saved TYPO ST program and generate the line-by-line TYPO codes for you to match against our TYPO Table. Remember, if the numbers don't match, check your typing on that line again.

PROGRAM TAKE-APART

Let's take a look at the TYPO ST program itself, just to see how it works. Starting at the top, Lines 1000-1050 are comments. Everything on a line *after* an apostrophe [*'*] is ignored by BASIC when the program is RUN. They are here to let us give the program a title, and author/copyright information.

Lines 1060 and 1070 set default values for variables, which here are easily-remembered names for different values, such as the word DISK standing in for the value 1. Line 1090

continued on next page

will **print** out the question asking which file to check, and then wait until you **input** (by typing) the desired filename. Lines 1100-1150 will stop and await your decision on which device (Screen or Printer) you wish the TYPO Table to be printed on. Lines 1140-1150 will re-confirm and print out your filename choice on the TYPO Table listing.

Line 1180 will open the disk file your program is saved in. This command is made up of four parts:

1. **open**, which is the command itself.

2. **"T"**, which stands for "input". Other choices here are "O" for output or "A" for append.

3. **#DISK**, denoting the logical number of the device we want to communicate with. It's a good idea to keep this number between 1 and 31. Remember, we already told BASIC to set the variable DISK equal to 1.

4. **FILENAME\$**, the variable where we previously told BASIC to store the letters making up the filename we want TYPO ST to check.

Lines 1200 through 1280 make up a collection of instructions to be executed only **while** a condition is TRUE. Here the condition is CHECKSUMMING, which was set TRUE back in line 1060. So we *will* be CHECKSUMMING, and control drops down to line 1210 where two variables, LINENUMBER and CHECKSUM, are reset to zero.

Why? Since the program will examine each line in turn and generate a checksum for it, we need to start off each line with a blank current LINENUMBER and blank CHECKSUM. If we didn't, the program might get confused and try to add in the last known CHECKSUM to the next line.

At line 1230, we instruct the computer to read in and process another line of your BASIC program. We call this process here GETALINE. Eventually we will have processed the current line, and the program will return and drop down to line 1250, where we transfer this line's CHECKSUM to a variable called DECIMAL, and then **gosub** to a routine called DECTOHEX, which will convert the base-10 decimal number in the variable DEC-

IMAL into a base-16 number contained in the variables HI\$ and LO\$.

Line 1260 will build our final OUTPUT string of characters out of the current LINENUMBER, a space character followed by a colon character, and then the four characters HI\$ and LO\$ make up. Line 1270 will print the results on the device (video Screen or Printer) we asked for earlier in line 1110.

Line 1280 closes the **while...wend** loop we started in line 1200. Line 1300 will **close** the channel we **opened** earlier in line 1180 to the DISK, and line 1310 is the logical **end** of the program.

Line 1340 is a label. ST BASIC allows the programmer to reference other lines by *name*, not just by number. Giving meaningful names to different subroutines helps the programmer remember what they do better than just referencing by line numbers. After all, GETALINE tells you what should happen better than just the number 1340.

Below, in line 1350, we erase BLINE\$ by setting the variable to nothing (""). BLINE\$ is where we will keep the entire line of BASIC code we will be summing up. We want to erase it so that we are sure to start with a fresh, clean line. After we erase BLINE\$ we instruct BASIC what to do if we should encounter some sort of error while trying to read in each line of program from the disk. This instruction says, "If an error happens, transfer control to line number 1300."

Next, in line 1360, since we haven't quite yet gotten a line in from disk yet, we need to remember that by setting GOTALINE to FALSE. Line 1380 starts another **while...wend** loop which will indeed start **while** we have **not** GOTALINE. Below, in line 1390, we will **line input** a complete line from the disk file and put the line into the variable called BLINE\$. We use **line input** instead of just **input**, because line input will accept every character until the next carriage return, and we need to capture all the commas and punctuation contained in each line.

Line 1400 tests to see if BLINE\$ has more than one character in it. If it does then we set GOTALINE to TRUE,

because if BLINE\$ has length, we have just GOTALINE. Line 1410 will force a loop until we have indeed GOTALINE.


Line 1430 will extract the current line number from BLINE\$ by getting the **VAL**ue of BLINE\$. The function **val()** will accept all numeric characters in a row until it hits an alphabetic—or rather non-numeric—character. It then changes these numeric characters into a numeric value, which we place into LINENUMBER.

Line 1440 starts a **for...next** loop that will last for as many characters as the string BLINE\$ has in it. This will allow us to examine each character in the string one after another. Line 1450 reminds us that we assume it's **OK** to add the value of CHARACTER\$ into CHECKSUM. We then pull then next CHARACTER\$ off BLINE\$ and examine it. We test, in line 1470, to see if the character we just examined is a space character. If it is a space character we set OK to FALSE, meaning we do *not* want to add in the value to our CHECKSUM.

We do this because many people will want to type in BASIC programs with a word processor, and when ST BASIC gets its hands on the program it will strip away all the spaces between the line number and the first instruction. So we throw all spaces away. Finally, in line 1480, if the current CHARACTER\$ is OK, we add in the ASCII value of CHARACTER\$ to CHECKSUM, and then look for the **next** character in the line.


The last routine here is DECTOHEX, which will convert a base-10 number in DECIMAL to a base-16 number contained in HI\$ and LO\$. First, line 1540 makes sure we never slip DECTOHEX a negative number by forcing DECIMAL to its **absolute** value, which is positive. Line 1550 will break up the value DECIMAL into its HI and LO halves, and lines 1560-1570 further break down HI and LO into their own HI and LO halves.

Lines 1580-1590 do the hard work. These two lines change the base-16 value now in HH, HL, LH, and LL to their ASCII characters, and pair them off into two groups called HI\$ and LO\$

Listing on page 102 

ATARI DISK DRIVE OWNERS . . .

HAPPY BLASTS RETAIL PRICE—ORDER TOLL FREE!



THE FAMOUS HAPPY ENHANCEMENT NOW ONLY \$149.95 for 1050 order number HC1A, for 810 order number HC8A

Makes your disk drive read and write faster, and allows you to execute the HAPPY WARP SPEED SOFTWARE. Available only for ATARI 1050 and 810 disk drives. 1050 version allows true double density plus the original single and enhanced density. PRICE INCLUDES WARP SPEED SOFTWARE BELOW, installation required.

HAPPY WARP SPEED SOFTWARE REV 7 (not sold separately)

Includes the famous HAPPY BACKUP and COMPACTOR which are the most powerful disk backup utilities available for your ATARI computer, plus MULTI DRIVE which allows high speed simultaneous reading and writing with up to 4 HAPPY ENHANCED drives, plus SECTOR COPIER which is the fastest disk copier that supports the 130XE RAMDISK, plus the WARP SPEED DOS which improves ATARI DOS 2.0s to allow fastest speed, plus HAPPY'S DIAGNOSTIC which allows comprehensive disk drive testing.

HAPPY 1050 CONTROLLER \$64.95 order number HC2A

For use with HAPPY ENHANCED 1050 disk drives only. Allows easy access to HAPPY 1050 slow and fast speeds and ultimate control of disk drive write protect, including writing to disk back side and protecting valuable data disks. Printed circuit board has switches and write protect indicator LED, installation required.

GET YOUR FAVORITE HIGH SPEED DOUBLE DENSITY DOS

Both of these disk operating systems support the fastest speed with both HAPPY 810* and 1050, and with HAPPY 1050 you get true double density. WARP SPEED DOS XL is HAPPY's own version of OSS DOS XL, and includes under cartridge, under ROM and AXLON RAM disk version, and is order number HC4A at \$29.95. TOP DOS version 1.5 from ECLIPSE SOFTWARE has more menu driven features, operates in all three densities, supports the 130XE RAMDISK, and is order number HC6A at \$39.95. *Note: 810 requires upgrade below.

810 VERSION 7 UPGRADE \$49.95 order number HU3A -XXXX

Allows older 810 HAPPIES to use newer software. Includes custom plug in IC and rev 7 WARP SPEED SOFTWARE. Same price for all HAPPY 810s registered or not. When ordering replace XXXX in part number with the serial number of your HAPPY COMPUTERS manufactured 810 board, or with a 2732 or 2532 which corresponds to the EPROM part number in your HAPPY 810 socket A102 of your side board modified HAPPY (not made by HAPPY COMPUTERS), installation required. Upgrade not needed for new 810 HAPPYS and serial number over 8000.

SUPER PACKAGE SPECIALS

Get a HAPPY 1050 ENHANCEMENT and CONTROLLER and WARP SPEED DOS XL for just \$199.95 order number HS5A, or get the same with TOP DOS 1.5 instead of DOS XL for just \$214.95 order number HS7A. If you already have the 1050 ENHANCEMENT you can get the HAPPY 1050 CONTROLLER and WARP SPEED DOS XL for \$74.95 order number HXL9A, or get the HAPPY 1050 CONTROLLER and TOP DOS 1.5 for just \$84.95 order number HTD9A. For other specials and dealer pricing call (408) 779-3830.

All prices include UPS shipping in USA, add \$10.00 for shipment outside USA. California residents add sales tax. No extra charge for credit cards or COD, VISA or MASTERCARD accepted. Our toll free number is an order taking service, not our line. To ORDER ONLY call (800) 538-8157 outside California, or (800) 672-3470 inside California, ask for extension 817 and have your credit card, part number and quantities ready. Toll free hours 6 am to 12 pm Mon.-Fri., 8 am to 8 pm Sat. & Sun., Pacific Time. For answers to questions call HAPPY COMPUTERS at our number below. Office hours 9-5 Mon.-Fri. Pacific Time.

HAPPY COMPUTERS, INC. * P.O. Box 1268 * Morgan Hill, CA 95037 * (408) 779-3830

BEST BUY ON SMALL QUANTITIES

COLORED DISKS AS LOW AS 69¢ EA. - FLOPPY DISKS AS LOW AS 59¢ EA.

5 1/4"	Black Generic Bulk		Colored Generic Bulk	
BULK	SS/DD	DS/DD	SS/DD	DS/DD
20-69	.69 ea.	.89 ea.	.79 ea.	.99 ea.
70+	.59 ea.	.79 ea.	.69 ea.	.89 ea.

ATARI SOFTWARE - 8 BIT

Star Raiders II	17
Atariwriter Plus	39
Learning Phone	19
Proofreader	14
Silent Butler	19

ACCESS

Beachhead II	28
Raid over Moscow	28

ACCOLADE

Hardball	21
Fight Night	21

ACTIVISION

Music Studio	24
Mindshadow	17

BATTERIES INCLUDED

Paperclip w/Spellpak	41
Homepak	35

BRODERBUND

Printshop	29
Printshop Companion	28
Printshop Graphics Library 1,2,3, (ea)	17

DATASOFT

Crosscheck	21
Never Ending Story	21

ELECTRONIC ARTS

Racing Destruction Set	24
Super Boulder Dash	17
Chessmaster 2000	29

MICROPROSE

Conflict in Vietnam	28
Silent Service	23
F-15 Strike Eagle	23
Kennedy Approach	23

OSS

Action	49
Action Tool Kit	19
Basic XL	38
Basic XL Tool Kit	19
DOS XL	19
Basic XE	49
Mac 65	49
Mac 65 Tool Kit	19

SYNAPSE

Syn-File	34
Syn-Calc	34

X-LENT

Typesetter	23
Rubber Stamp	21
Page Designer	21
Megafont	17
Word Processor	21
P.S. Interface	21
Miniature Golf Construction Set	21

STAR MICRONICS

NX-10	269
SG-15	399
LV-1210	CALL

PANASONIC PRINTERS

KX-1080	199
KX-1091	249
KX-3131	269

PRINTER INTERFACE CABLES

Microprint	29
1150 Parallel Int.	39

PRINTER RIBBONS

Gemini Printers (Black)	3
Gemini Printers (Blue/Red/Purple/Green/Brown)	4
Epson (80 Series) Blk	6
Epson (Color)	8
Panasonic Printers (Black)	9
Panasonic Printers (Color)	10

MONITORS

Thompson Color Comp.	139
Samsung Grn./Amber	69
Aspra Amber	59
Monitor Cable	7

MODEMS

Atari XM-301	39
Supra 300 AT	39
Avatech (300/1200 Baud)	99
Compuserve Starter Kit	24

ICD

P.R. Connection	62
US Doubler/Sparta DOS	49
US Doubler without Sparta DOS	29
R-Time 8	49
Rambo XL	29
Sparta DOS Construction Set	29
Multi I/O Board (256K)	179

UPGRADES/ACCESSORIES

Flip N' File 10	4
Disk Bank/5	12
Disk Coupler (Notch)	6
Disk Cleaning Kit (5 1/4")	15
Disk Cleaning Kit (3 1/2")	15
Dust Covers	Call
Happy Enhancement	139
Monitor Stands	12
Joysticks (Pair)	14

3 1/2"	Sony	Sony
Bulk	SS/DD	DS/DD
10-29	1.69 ea.	2.49 ea.
30+	1.59 ea.	2.29 ea.

ATARI 520 ST SOFTWARE

CP/M Emulator	34
Home Planetarium	24

BATTERIES INCLUDED

I/S Talk	54
Degas	28

HIPPOTAMUS

Computer Almanac	23
Joke & Quotes	23
Disk Utilities	33
Ramdisk	23
Hippospell	25
Backgammon	25
Hippoword	59
Hippoconcept	59
Hippopixel	105
Hippovision B & W	105

MICHTRON

Utilities	42
M-Disk	28
Mudpies	28
Soft Spool	28
Animator	28
Calendar	22
MI-Term	32
Cornerman	34
Time Bandit	28
Major Motion	28

ANTIC

Maps and Legends	27
Macro Assembler	60
Meta Pascal	79
Lattice C	114
A-Calc	45
Cad-3D	38
A-Ram	15
Expert Opinion	75
Flash	30

OSS

Personal Pascal	50
-----------------	----

UNISON WORLD

Printmaster	26
Art Gallery I	19

VIP TECHNOLOGIES

VIP (Lotus1-2-3 Type)	89
-----------------------	----

XLENT

Typesetter	26
Rubber Stamp	26
Music Box	33
Megafont	26

SHANNER

Macrodesk	\$ 28
Macromanager	\$ 49
ST-Key	\$ 15
Soundwave SW-1	\$ 34

3 1/2"	Sony	Sony	Atari
Box (5)	SS/DD	DS/DD	DS/DD
2-6	11 Bx.	16 Bx.	14 Bx.
7+	10 Bx.	15 Bx.	13 Bx.

CALL FOR SOFTWARE: 520 ST Software

Holmes & Duckworth	Mark of the Unicorn
SST Systems	Infocom
Quickview	Activision
Central Point	Academy
Audio Light	Dragon Group
Haba	Mi-Graph
Sierra	TDI

CALL FOR PRICES: Atari 8-Bit

Avalon Hill	Sub-Logic
Epyz	Micro-League
First Star	Infocom
Origin	Artwork
Sierra	Continental
SSI	

ATARI 520 ST HARDWARE: CALL

Package #1

Atari 520 ST Computer & SF 354 Disk Drive

Package #2

Atari 520 Computer, SF 354 Disk Drive and SC 124 Monochrome Monitor

Package #3

Atari 520 ST Computer, SF 314 Disk Drive and SC 124 Color Monitor

Package #4

Atari 520 ST Computer, SF 354 Disk Drive and SC 1224 Color Monitor

Package #5

Atari 520 ST Computer, SF 314 Disk Drive and SC 1224 Color Monitor

CALL FOR PACKAGE PRICES

SF 354 SS/DD Disk DriveCall
SF 314 DS/DD Disk Drive\$209
SM 124 Monochrome MonitorCall
SC 1224 Color Monitor\$329
SHD 204 20 MG Hard DiskCall

SHANNER INTL. CORP.

LCH-2000 Logikhron Clock	\$ 34
SD-2000 Dual-Double Sided Drive	Call
Shanner Planner	\$ 29
Speed Pad	\$ 19

To order call TOLL FREE
1-800-824-7506

ORDER LINE ONLY

CIRCLE 23 ON READER SERVICE CARD

COMPUTER CREATIONS, Inc.

P.O. BOX 493 - DAYTON, OHIO 45459

For information, order inquiries, or for Ohio orders (513) 435-6868



Order lines Open 9:00 a.m. to 8:00 p.m. Mon.-Fri.; 10 a.m. to 4:00 p.m. Sat. (Eastern Standard Time). Minimum \$15 per order. C.O.D. (add \$3.00). Please specify computer system. Call toll free number to verify prices and availability. Prices and availability are subject to change without notice. We ship C.O.D. to Continental U.S. addresses only! Please include 4% shipping on all Hardware orders (min. \$4.00). Software and accessories add \$3.00 shipping and handling in continental U.S. Actual freight will be charged outside U.S. to include Canada, Alaska, Hawaii, Puerto Rico and APO. Ohio residents add 6 1/2% sales tax. Canadian orders add 5% shipping. (min. \$5.00). All other foreign orders, please add 15% shipping. (min. \$10). For immediate delivery send cashier's check, money order or direct bank transfers. Personal and company checks allow 3 weeks to clear. School purchase orders welcome. Due to our low prices, all sales are final. NO CREDITS. All defective returns must have a return authorization number. Please call (513) 435-6868 to obtain an RA# or your return will not be accepted for replacement or repair. FOR YOUR PROTECTION WE CHECK FOR CREDIT CARD FRAUD. We do not bill until we ship.

SOFTWARE LIBRARY

Antic type-in listing section includes every full-length program from this issue. Listings are easier to type and proofread, easy to remove and save in a binder if you wish.

► **EYE-CATCHING HORIZONTAL DISPLAY**

TEXT SIDEWINDER 90

► **RUBBER VISUALS IN ACTION!**

VIDEO STRETCH 90

► **GAME OF THE MONTH**

SSSNAKE!!! 91

► **BONUS EDUCATIONAL GAME**

CASTLE — 8-BIT VERSION 94

CASTLE — ST VERSION 96

► **AUTO-PROOFING FOR ST BASIC TYPE-INS**

TYPO ST 102

► **"POINTER CONSTRUCTION SET" IN ST BASIC**

MOUSE EDITOR 104

► **USE YOUR NEW MOUSE POINTER**

CHANGEMOUSE 108

TYPING SPECIAL ATARI CHARACTERS 88

USEFUL PROGRAMMING HINTS 89

TECH TIPS 89

HOW TO USE TYPO II 89

DISK SUBSCRIBERS: Programs for 8-bit Atari computers can be used immediately. Just follow instructions in the accompanying magazine articles. ST Owners: See monthly disk's ST Help File for instructions on how to transfer programs to 3-1/2 inch disk.

No part of this publication may be reproduced, stored in a retrieval system, or transmitted, in any form or by any means, electronic, mechanical, photocopying, recording or otherwise, without the prior written permission of the publisher.

Antic program listings are typeset on the Star's SB-10 printer—from Star Micronics, Inc., 200 Park Avenue, New York, NY 10166.

TYPING SPECIAL ATARI CHARACTERS

Antic printed program listings leave a small space between each Atari Special Character for easier reading. Immediately below you will see the way **Antic** prints all the standard Atari letters and numbers, in upper and lower case, in normal and inverse video.

```



ABCDEFGHIJKLMN OPQRSTUVWXYZ
ABCDEFGHIJKLMN OPQRSTUVWXYZ
abcdefghijklmnopqrstuvwxyz
abcdefghijklmnopqrstuvwxyz
0123456789          0123456789
  
```

The Atari Special Characters and the keys you must type in order to get them are shown in the two boxes below.

NORMAL VIDEO			
FOR THIS	TYPE THIS	FOR THIS	TYPE THIS
♥	CTRL ,	●	CTRL T
⌘	CTRL A	⌘	CTRL U
⌘	CTRL B	⌘	CTRL V
⌘	CTRL C	⌘	CTRL W
⌘	CTRL D	⌘	CTRL X
⌘	CTRL E	⌘	CTRL Y
⌘	CTRL F	⌘	CTRL Z
⌘	CTRL G	⌘	ESC ESC
⌘	CTRL H	↑	ESC CTRL -
⌘	CTRL I	↓	ESC CTRL =
⌘	CTRL J	↵	ESC CTRL +
⌘	CTRL K	→	ESC CTRL *
⌘	CTRL L	◆	CTRL .
⌘	CTRL M	♣	CTRL ;
⌘	CTRL N	⌘	SHIFT =
⌘	CTRL O	⌘	ESC
⌘	CTRL P	⌘	SHIFT
⌘	CTRL Q	⌘	CLEAR
⌘	CTRL R	⌘	ESC DELETE
⌘	CTRL S	⌘	ESC TAB

INVERSE VIDEO			
FOR THIS	TYPE THIS	FOR THIS	TYPE THIS
⌘	CTRL ,	⌘	CTRL Y
⌘	CTRL A	⌘	CTRL Z
⌘	CTRL B	⌘	ESC
⌘	CTRL C	⌘	SHIFT
⌘	CTRL D	⌘	DELETE
⌘	CTRL E	⌘	ESC
⌘	CTRL F	⌘	SHIFT
⌘	CTRL G	⌘	INSERT
⌘	CTRL H	⌘	ESC
⌘	CTRL I	⌘	CTRL
⌘	CTRL J	⌘	TAB
⌘	CTRL K	⌘	ESC
⌘	CTRL L	⌘	SHIFT
⌘	CTRL M	⌘	TAB
⌘	CTRL N	⌘	CTRL .
⌘	CTRL O	⌘	CTRL ;
⌘	CTRL P	⌘	SHIFT =
⌘	CTRL Q	⌘	ESC CTRL 2
⌘	CTRL R	⌘	ESC
⌘	CTRL S	⌘	CTRL
⌘	CTRL T	⌘	DELETE
⌘	CTRL U	⌘	ESC
⌘	CTRL V	⌘	CTRL
⌘	CTRL W	⌘	INSERT
⌘	CTRL X		

Whenever the CONTROL key (CTRL on the 400/800) or SHIFT key is used, *hold it down* while you press the next key. Whenever the ESC key is pressed, *release* it before you type the next key.

Turn on inverse video by pressing the Reverse Video Mode Key . Turn it off by pressing it a second time. (On the 400/800, use the Atari Logo Key  instead.)

Among the most common program typing mistakes are switching certain capital letters with their lower-case counterparts—you need to look especially carefully at P, X, O and 0 (zero).

Some of Atari Special Characters are not easy to tell apart from standard alpha-numeric characters. Usually the Special Characters will be boxed. Compare the two sets of characters below:

SPECIAL		STANDARD	
⌘	CTRL F	⌘	/
⌘	CTRL G	⌘	SHIFT +
⌘	CTRL N	⌘	SHIFT -
⌘	CTRL R	⌘	-
⌘	CTRL S	⌘	+

HOW TO USE TYPO II

TYPO II is the improved automatic proofreading program for **Antic's** type-in BASIC listings. It finds the exact line where you made a program typing mistake.

Type in TYPO II and SAVE a copy to disk or cassette. Now type GOTO 32000. When you see the instruction on the screen, type in a single program line **without the two-letter TYPO II code** at left of the line number. Press [RETURN].

Your line will reappear at the bottom of the screen with a two-letter TYPO II code on the left. If this code is not exactly the same as the line code printed in the magazine, you mistyped something in that line.


To call back any line previously typed, type an asterisk [*] followed (without in-between spaces) by the line number, then press [RETURN]. When the complete line appears at the top of the screen, press [RETURN] again. This is also the way you use TYPO II to proofread itself.

To LIST your program, press [BREAK] and type LIST. To return to TYPO II, type GOTO 32000.

To remove TYPO II from your program, type LIST "D:FILENAME",0,31999 [RETURN] (Cassette owners LIST "C:"). Type NEW, then ENTER "D:FILENAME" [RETURN] (Cassette—ENTER "C:"). Your program is now in memory without TYPO II and you can SAVE or LIST it to disk or cassette.

Owners of the BASIC XL cartridge from O.S.S. type SET 5,0 and SET 12,0 before using TYPO II.

LISTING 1

Don't type the
TYPO II Codes! 

```
WB 32000 REM TYPO II BY ANDY BARTON
UM 32010 REM VER. 1.0 FOR ANTIC MAGAZINE
HS 32020 CLR :DIM LINE$(120):CLOSE #2:CLO
SE #3
BN 32030 OPEN #2,4,0,"E":OPEN #3,5,0,"E"
YC 32040 ? "K":POSITION 11,1:? "TYPE II CODES"

EM 32050 TRAP 32040:POSITION 2,3:? "Type
in a program line"
HS 32060 POSITION 1,4:? " ":INPUT #2:LINE
$:IF LINE$="" THEN POSITION 2,4:LIST B
:GOTO 32060
XH 32070 IF LINE$(1,1)="*" THEN B=VAL(LIN
E$(2,LEN(LINE$))):POSITION 2,4:LIST B:
GOTO 32060
TH 32080 POSITION 2,10:? "CONT"
MF 32090 B=VAL(LINE$):POSITION 1,3:? " ":
NY 32100 POKE 842,13:STOP
CN 32110 POKE 842,12
```

```
ET 32120 ? "K":POSITION 11,1:? "TYPE II CODES"
":POSITION 2,15:LIST B
CE 32130 C=0:ANS=C
QR 32140 POSITION 2,16:INPUT #3:LINE$:IF
LINE$="" THEN ? "LINE ";B;" DELETED":G
OTO 32050
UU 32150 FOR D=1 TO LEN(LINE$):C=C+1:ANS=
ANS+(C*ASC(LINE$(D,D))):NEXT D
WJ 32160 CODE=INT(ANS/676)
JW 32170 CODE=ANS-(CODE*676)
EH 32180 HCODE=INT(CODE/26)
BH 32190 LCODE=CODE-(HCODE*26)+65
HB 32200 HCODE=HCODE+65
IE 32210 POSITION 0,16:? CHR$(HCODE):CHR$
(LCODE)
UG 32220 POSITION 2,13:? "If CODE does no
t match Press [RETURN] and edit line a
bove.":GOTO 32050
```

TECH TIPS

Here are two pleasing graphics demonstrations for the 8-bit Atari. Listing 1, VISIONS.BAS, was sent to **Antic** by Michael Metz of St. Clair, Michigan. Michael, 17, describes himself as a computer graphics "freak" who has enjoyed programming his Atari since he was 14.

```
ZZ 1 REM VISIONS
PM 2 REM BY MICHAEL METZ
UF 10 GRAPHICS 9:FOR I=1 TO 79
DI 20 C=C+1:IF C>15 THEN C=1
UB 30 SETCOLOR 4,C,0:COLOR I/2.5
FQ 40 PLOT I,X:DRAWTO 79-I,X
ID 50 PLOT I,190-X:DRAWTO 79-I,190-X
IY 60 PLOT 79-I,X:DRAWTO I,190-X
PS 70 PLOT 79-I,190-X:DRAWTO I,X
RH 80 X=X+1:IF X>190 THEN X=0
IX 90 NEXT I
AM 100 FOR D=1 TO 700:NEXT D:GOTO 10
```

Listing 2, RAINBOW.BAS, comes from the newsletter of the Salt Lake City Atari Computer Enthusiasts (ACE). You don't need to type in the lines numbered 200 and above. They are there to show the changes to make on

lines 30, 50 and 70 if you have an XL or XE computer to take advantage of Graphics 15 which is unavailable on the older machines.

```
BE 10 REM RAINBOW
MD 20 REM ACE OF SALT LAKE
OX 30 GRAPHICS 7+16:COLOR 3
LP 40 FOR X=0 TO 159 STEP 8
SF 50 PLOT 0,0:DRAWTO X,95
NZ 60 NEXT X
DF 70 FOR Y=95 TO 0 STEP -8
RU 80 PLOT 0,0:DRAWTO 159,Y
QL 90 NEXT Y
CF 100 FOR I=0 TO 21:READ A:POKE 1536+I,A
:NEXT I
YI 110 A=USR(1536)
SA 120 DATA 173,11,212,201,32,208,249,141
,10,212,142,24,208,232,232,208,246,142

PF 130 DATA 24,208,240,232
NY 140 END
UE 200 REM CHANGE LINES 30, 50 AND 70 TO
THE FOLLOWING IF YOU HAVE AN XL OR XE

QU 210 REM 30 GRAPHICS 15+16:COLOR 3
IR 220 REM 50 PLOT 0,0:DRAWTO X, 191
JA 230 REM 70 FOR Y=191 TO 0 STEP -8
```

continued on next page

TEXT SIDEWINDER

Article on page 19

LISTING 1

Don't type the
TYPO II Codes!

```
SI 2 REM TEXT SIDEWINDER
ST 3 REM BY JESS ENGELHART
FS 4 REM (c) 1986, ANTIC PUBLISHING
NF 5 GRAPHICS 0:?"MODE (0, 1 OR 2)";:INP
UT MODE:IF NOT (MODE=0 OR MODE=1 OR M
ODE=2) THEN 5
QM 10 GOSUB 600:GOTO 1000
XB 50 IF PEEK(764)<>33 THEN 60
YQ 55 TIME=TIME-10:IF TIME<10 THEN TIME=1
50
JZ 60 ? TIME:POKE 764,255:FOR R=0 TO TIME
:NEXT R:RETURN
XK 600 GRAPHICS MODE:POKE 752,1:?"5":POS
ITION 1,1:?"6":PRESS SPACEBAR TO AL
TER BANNER SCREEN
LE 610 POKE 703,4:REM CREATE A TEXT WINDO
W IN GR.0
OL 620 DIM A$(2500),UU$(120),VV$(120),WW$
(120),YY$(120),ZZ$(120):RESTORE 4000:R
EAD A$,UU$,VV$,WW$,YY$,ZZ$
QU 625 A$(LEN(A$)+1)=UU$:A$(LEN(A$)+1)=VV
$:A$(LEN(A$)+1)=WW$:A$(LEN(A$)+1)=YY$:
A$(LEN(A$)+1)=ZZ$
XU 630 TIME=150:LL=19:POSITION 3,8:?"6:
ANTIC BACK then"
GD 640 IF PEEK(87)=0 THEN LL=38:REM IF GR
.0 THEN LL=38
RG 645 GOSUB 50:RETURN
```

```
TG 1000 REM BANNER PRINT ROUTINE 1000 TO
1500
JT 1001 FOR P=0 TO LL:POSITION LL-P,8:?"
6:A$(1,P+1):GOSUB 50:NEXT P:POKE 77,0
HU 1010 FOR P=P+1 TO (LEN(A$)):POSITION 0
,8:?"6:A$(P-LL,P):GOSUB 50:NEXT P
IW 1012 A$(LEN(A$)+1)=CHR$(32)
JM 1015 FOR Q=P-(LL+1) TO P:POSITION 0,8:
?"6:A$(Q,P):GOSUB 50:NEXT Q
MU 1020 GOTO 1000
TB 4000 DATA FOR ANTIC IT ALL STARTED ON
A kitchen table IN Jim capparell's POT
RERO HILL APARTMENT IN SAN FRANCISCO
ZC 4002 DATA 500. "WHEN JIM SAID 'HEY! LE
T'S START A MAGAZINE!' I SAID 'SURE. W
HY NOT?' RECALLS MARNI CAPPARELLI
KM 4004 DATA 333 cantic's CO-FOUNDER AND A
RT DIRECTOR. "I WOULD NEVER HAVE IMAGI
NED THEN THAT TODAY -- FOUR YEA
TG 4006 DATA R5 LATER -- I'D BE MAKING A
REAL salary." "marni SUGGESTED A COMP
UTER NAME SUCH AS ANTIC." SAY
AE 4008 DATA 5 capparell. "SO THAT GOT M
E THINKING ABOUT COMPUTER STUFF AND OU
T POPPED ANTIC -- SHORT FOR a1
AG 4010 DATA pha numeric television integ
rated circuit -- ONE OF THE 8-BIT ATAR
I SPECIAL CHIPS.
```

rubber visuals in action!

VIDEO STRETCH

Article on page 37

LISTING 1

```
;STRETCH
;BY LLOYD BURCHILL
;(c) 1986, ANTIC PUBLISHING
```

Module

```
byte key=764,IR
card scr=88,dlist=560
```

```
define dspace="14592"
define dsend="14592 +575"
; a 580 byte long space is needed
; that includes no addresses on
; a 1K boundary
; (excepting first byte)
```

```
card array memline(192)
```

```
Proc Stretch(card lines,card vstart)
```

```
;Parameters:
;'lines' is number of scan lines the image sh
ould occupy on the screen
;'vstart' is scan line of original image that
will appear at top of screen
```

```
Byte pointer p
card pointer q
card bigline,addr,inc,temp
```

```
inc=24576/lines
```

```
bigline=(inc rsh 1)+(vstart lsh 7)
```

```
p=dspace+3
q=dspace+4
```

```
do
```

```
temp=bigline rsh 7
addr=memline(temp)
p^=IR+64
p==+3
```

```
q^=addr
q==+3
```

```
bigline==+inc
if bigline>24576 or p>dsend then exit fi
```

```
od
```



```

p^=65
Return

Proc Sinit() ;initialize
card a

setblock(dispac,3,112)

for a=0 to 191 do
memline(a)=scr+a*40 od
;change to 'a*20' to use mode 14

stretch(192,0)
dlist =dispac

Return

Proc Load() ;load disk picture
byte pointer p

Close(5)
Open(5,"D1:PICTURE",4,0)

for p=scr to scr+7679
do
p^=GetD(5)
od

p=712
p^=GetD(5)

for p=708 to 710
do
p^=GetD(5)
od

Close(5)
Return

Proc Drawing() ;example picture
byte t,u,v,w,x,y,z

for w=0 to 30
do
color=rand(16)
x=rand(76)
y=rand(180)
for z=0 to 3
do
Plot(x+z,y) Drawto(x+z,y+12)
od
od

for x=0 to 14
do
color=x+1
Plot(0,x) Drawto(79-x,95) Drawto(0,191-x)
Plot(0,29-x) Drawto(52+x,95) Drawto(0,163+x)
od

for w=0 to 15
do

```

```

z=10+ rand(70)
y=rand(192-z)
u=rand(20)
v=rand(50-u)+15
t=10+rand(21)

for x=0 to 14
do
color=(15-x)*t/30
Plot(v-x,y+z)
Drawto(v-10+u,y)
Drawto(v+x,y+z)
od
od

Return

Proc Rubber-Band() ;main procedure
byte pad1=624,pad2=625,mode
card h

do
IR=15
;use 15 for modes 8,9,10,11
;use 14 for mode 15, "graphics 7 1/2"
;use 12 for mode 14 (160 x 192 x 2 colors)
,

Graphics(0)
Poke(752,1)
PrintE ("Load your own picture")
PrintE ("Demo mode")

do
until key=0 OR key=58
od
mode=key
Poke(764,255)

if mode=58 then
Graphics(9) Poke(712,128)
Drawing()

elseif mode=0 then
Graphics(8) Poke(712,128)
IR=14
Load()
fi

;Use either Load() or Drawing()
;and adjust graphics call
;according to preference

Sinit()
do

h=pad1

if pad2<192 then
Stretch(h 15h 1 ,pad2)
fi

until key<>255
od

until 0=1
od

Return


```

game of the month

SSSNAKE!!!

Article on page 23

LISTING 1

Don't type the
TYPO II Codes! 

```

PW 1 REM SSSNAKE
EU 2 REM BY CHET WALTERS
FR 3 REM (c) 1986, ANTIC PUBLISHING
IV 10 GOTO 4000
UY 20 IF PEEK(53279)=N6 THEN 2000
HO 25 S=STICK(0):IF PEEK(KEY)<>TFF THEN P
OKE KEY,TFF:GOSUB 700

```

```

TV 30 X=X+STX(5):IF X>ETN THEN X=ETN:GOSU
B 500
ZN 35 IF X<N THEN X=N:GOSUB 500
NF 40 Y=Y+STY(5):IF Y>20 THEN Y=20:GOSUB
500
AL 45 IF Y<N THEN Y=N:GOSUB 500

```

continued on next page


```

RV 50 NPOS=SCR+X+20*Y:BYTE=PEEK(NPOS):IF
US ENG<=0 THEN 70
QP 60 IF BYTE THEN GOSUB 200
70 POKE NPOS,HEAD<5>:POKE TRACK<H-N>,B
ODY:POKE TRACK<T>,TAIL:POKE TRACK<T-N>
,0:TRACK<H>=NPOS:TAIL=106
EM 75 FONT=FONT+N-4*(FONT=N3):IF FONT=0 O
R FONT=N2 THEN POKE CHP,CHSET+FONT
IT 80 H=H+N:IF H>TMAX THEN H=TMIN:TRACK<H
-N>=TRACK<TMAX>
HA 85 T=T+BT:BT=N:IF T>TMAX THEN T=TMIN:T
RACK<T-N>=TRACK<TMAX>
QL 90 POKE VF,0:IF BTN>=FTN THEN BTN=FTN:
GOSUB FINIS
HE 95 IF ENG<=0 THEN S=5:GOTO THUNDER
UX 100 IF STICK<0>=FTN THEN GOSUB 400
KO 110 IF PEEK<BLF>>N3 THEN 20
ED 120 POKE VF,WEAK:ENG=ENG-E-(4-FNC):IF
WEAK<197 THEN GOTO 130+5*(WEAK=36)
XW 125 IF ENG<=250 THEN WEAK=196:POKE UVD
,DIS:FOR I=0 TO 75:POKE VF,I:NEXT I:PO
KE SNK,WEAK:POKE UVD,PUR
SB 130 IF ENG<FTY THEN WEAK=N6*N6:POKE SN
K,WEAK
YZ 135 POSITION 0,23: ? #N6;ENG;" ";:POKE
VF,0:GOTO 20
KI 200 REM SCORING ROUTINE
ZT 205 POKE VF,BYTE:IF BYTE=BUG-64 THEN G
OSUB 270:POKE NPOS,BYTE:GOTO 260
LA 210 IF BYTE=BM OR BYTE=BUG THEN 265
AW 215 IF BYTE=BODY THEN GOSUB 540:GOSUB
270:GOSUB 300:POKE SNK,WEAK:TAIL=BUG:R
ETURN
AM 225 IF BYTE=TAIL THEN POKE VF,20:BT=0:
BTN=BTN-(BTN)-TN:BYTES=BYTES+BYTE:BYT
E=GM
IM 230 IF BYTE=DROP THEN DRY=DRY-N:IF DRY
=0 THEN POKE BLF,TRQ:GOSUB 270:POP :GO
TO 600
LM 235 IF BYTE=GM THEN POKE BLF,BLU:POKE
DLC,GRN:POKE SNK,WEAK:POKE SHT,TRQ
WR 240 BYTES=BYTES+BYTE+E:POSITION 12,23:
? #N6;BYTES;" ";
EE 250 IF BYTES>F5 THEN F5=F5+9999:GOSUB
270:GOTO 900
ZX 255 RETURN
RG 260 POKE UVD,DIS:FOR I=N TO 100:POKE V
F,I:POKE VF,GM:POKE SHT,I:NEXT I:ENG=I
NT<ENG/N2>:POKE UVD,PUR
HK 265 POKE BLF,RED:POKE DLC,RED:GOSUB 40
0:BT=BT+(FNC<N2>):BTN=BTN+(FNC<N2>):TAIL
=BYTE:POKE BLF,N2:RETURN
CS 270 POKE NPOS,HEAD<5>:POKE TRACK<H-N>,
BODY:RETURN
CT 300 REM MAKE IT 300
CA 305 POKE 77,0:GOSUB 400:POKE UVD,DIS:F
OR I=0 TO FNC+TN-DIFF:SETCOLOR 3,PEEK<
20>,N6
BW 310 B=PEEK<R>:POKE VF,B:A=SCR+393*RND<
0>+TT:IF PEEK<A> THEN 310
RP 315 IF BYTE=BODY THEN POKE SNK,RED
DW 320 POKE VF,0:POKE A,DROP:DRY=DRY+N:NE
XT I:IF CLEAN THEN SETCOLOR 4,B,4
MQ 325 POKE UVD,PUR:ENG=ENG-5:IF PEEK<DLC
> THEN POSITION 0,TT+N: ? #N6;ENG;" ";
OZ 400 REM PUT IN SOME HAZARDS
OB 410 POKE VF,30:A=SCR+418*RND<0>+19:IF
PEEK<A>=N3 OR PEEK<A>=DROP THEN 410
ID 415 ON 23*RND<0> GOTO 430,420,450,440,
470,430,420,460,430,440,440,430,470,44
0,460,440,470,480,470,420,440,460
UB 420 POKE A,WRM:RETURN
XU 430 POKE A,BM:RETURN
AE 440 POKE A,GM:RETURN
JD 450 ERASE=SCR+418:POKE ERASE,TAIL:RETU
RN
IY 460 POKE A,BUG:RETURN
OC 470 POKE ERASE,BUG-64:RETURN
TS 480 ERASE=A:POKE A,TAIL:RETURN
WE 500 REM HIT FENCE AND END CHECK
KU 510 IF ENG<=0 OR NPOS>SCR+419-FONT THE
N GOSUB FINIS+CLEAN:ENG=0:POKE NPOS,0:
GOTO 545
DM 520 IF WEAK=N6*N6 OR STICK<0>=FTN THEN
RETURN
PW 525 IF FNC THEN POKE VF,200:POKE NPOS,
0:GOSUB 400:GOTO 530+TN*FNC
OF 530 POKE UVD,DIS:FOR I=N TO TN:POKE SN
K,14:POKE SNK,0:POKE VF,70:NEXT I:GOSU
B 300:POKE VF,0

```

```

FP 540 BTN=BTN+N:BT=N2:TAIL=BM
WU 545 B=PEEK<R>:POKE VF,B:SETCOLOR 1,B,N
8:IF Y=20 AND X=ETN THEN OVER=OVER+N:G
OTO 560
PG 550 POKE VF,0:POKE UVD,PUR:RETURN
HV 560 IF OVER>42-BTN THEN OVER=0:F51=F51
+CLEAN:POKE SHT,TRQ:GOTO 570
AC 565 RETURN
FJ 570 F51=F51-N*(F51>N):IF F51=N THEN PO
KE UVD,PUR:FOR I=N TO 200:POKE VF,I:PO
KE VF,I+TN
OK 571 POKE BLF,I:NEXT I:GOTO 2000
RG 575 F5=(LEN<F5>+CLEAN)*"":IF NOT DIF
F AND FNC=N THEN PRESS=26:GOTO 595
KK 580 IF NOT DIFF AND FNC=N2 THEN PRESS
=30:GOTO 595
WE 581 IF NOT <FNC OR DIFF> AND CLEAN TH
EN POKE DLC,0:GOTO 1010
LJ 585 GOTO 3000
LN 590 BOP=BOP+DBL*(ENG+(10*FTN-BTN)):BYT
E=BYTES+BOP:FINIS=591:ENG=0
ZW 591 RETURN
ZZ 592 RETURN
XX 595 POKE DL+24,132:POSITION 0,0: ? #N6;
" ";:GOTO 2065
R5 600 REM ATE ALL RAINDROPS BONUS
IX 605 GOSUB FINIS:IF WEAK>197 THEN DBL=N
2:GOTO 670
PX 610 DIS=PUR:POKE DLC,0:SNK=SKR:FOR CLE
AN=FTN TO N2 STEP -N:GOSUB 300:NEXT CL
EAN:POKE DLC,GRN
FU 615 DIS=202:GOSUB THUNDER:POKE BAK,0:P
OKE BLF,BLU:POKE CHP,CHSET:SNK=711:POK
E SKR,20*N2
CH 620 FOR I=SCR TO SCR+439:POKE VF,PEEK<
I>+TN:POKE SHT,PEEK<20>
KH 625 BOP=BOP+E+(INT<PEEK<I>/N6>)*DBL:PO
SITION FTN,TT: ? #N6;BOP;
EJ 630 IF PEEK<I> THEN POKE I,N8*RND<0>+9
7
ZU 640 POKE VF,0:NEXT I:BYTES=BYTES+BOP:P
OSITION TN+N,20+N3: ? #N6;" ";
SK 650 POKE DLC,GRN:DIFF=DIFF-N*(DIFF>0):
POKE SHT,200+N2:BODY=TAIL
HA 660 FOR I=230 TO TN STEP -N6:POKE VF,I
+FTN:POKE VF,I+TN:POKE VF,I:NEXT I:GOS
UB 240:GOTO 30
DL 670 FOR I=230 TO TN STEP -N6:POKE VF,I
+FTN:POKE VF,I+TN:POKE VF,I:NEXT I
WT 680 POSITION 0,TT+N: ? #N6;" double b
onus";:POKE UVD,DIS:WEAK=197:FOR
I=N TO FTY:NEXT I:REM <CNTRL<"A"
NS 685 FOR I=150 TO 0 STEP -N:POKE VF,I+T
N:POKE VF,I:POKE SHT,I:NEXT I
CB 690 POKE SHT,TRQ:GOTO 610
LZ 700 REM PAUSE ROUTINE
JA 710 POKE VF,0:I=PEEK<DLC>:POKE DLC,0:P
OKE DL+26,134
SP 720 POSITION 0,TT: ? #N6;" press trig
ger ";
OK 730 IF STRIG<0> THEN POSITION N3,TT: ?
#6;"PRESS TRIGGER":GOTO 720
LL 740 POSITION N3,TT: ? #N6;"
";:POKE DLC,I:POKE DL+26,N6:POKE 77,0
:POSITION 0,TT: ? #N6;F5;
PJ 750 POKE KEY,TFF:RETURN
ZX 800 REM ROUND OVER TAKE THUNDER
IS 810 GOSUB FINIS:GOSUB 250:THUNDER=30:P
OKE DL+26,134:POSITION 0,TT: ? #N6;"LIU
ES ";F51-N2+CLEAN;
QE 815 ? #N6;" BONUS ";ABS<BOP>: ? #N6;"
BYTES ";BYTES;" ";:IF CLEAN THEN 85
0
TG 820 POKE DLC,RED:POKE 20,0:POKE UVD,DI
51:FOR I=N TO 30:POKE BAK,PEEK<R>:POKE
VF,PEEK<20>:NEXT I:POKE UVD,DIS
MK 825 FOR I=175 TO 200:POKE VF,55*RND<0>
+I:SOUND N,PEEK<20>,N8,TN:SOUND N2,I+5
0,N8,TN:POKE UVD,DIS1
CV 830 POKE VF,TFF:POKE BAK,PEEK<R>:NEXT
I:POKE BAK,0:POKE 20,RED:FOR I=100 TO
0 STEP -0.5:POKE VF,PEEK<20>
MV 835 POKE BLF,I:POKE UVD,I:POKE BLF,BLU
:NEXT I:POKE UVD,DIS:FOR I=N TO N3:SOU
ND I,0,0,0:POKE VF,PEEK<20>:NEXT I
VO 840 POKE VF,0:GOTO 30
JQ 850 POKE SKR,40:POKE BAK,0:FOR I=SCR+4
8 TO SCR+459:POKE I,75*(I<SCR+457):FO
R DLY=0 TO TN:POKE VF,PEEK<20>
ER 855 NEXT DLY:POKE 20,PEEK<R>:NEXT I:PO
SITION 9,TT: ? #N6;"bonus";:RETURN :

```



```

REM >CNTRL<"K"
JU 900 REM FREE SNAKE ROUTINE
IU 910 F51=F51+N:IF F51>TN THEN F51=TN:GO
    TO 950
QJ 915 POSITION 0,TT:? #N6,"";:PO
    KE SCR+458,0:POKE VUD,PUR
WT 920 FOR I=80 TO 61 STEP -N:POKE VF,I:R
    OT=PEEK<SKR>:POKE SKR,PEEK<SHT>:FOR DL
    Y=N TO N2:POKE VF,PEEK<20>
BJ 925 NEXT DLY:POKE SHT,PEEK<BLF>:POKE B
    LF,PEEK<SNK>:POKE SNK,PEEK<DLC>:POKE D
    LC,ROT:NEXT I:POKE VF,0
RO 930 F5$<LEN<F5$>+N>="d":POSITION 0,TT:
    ? #N6;F5$:IF CLEAN THEN POSITION 0,TT:
    ? #N6;" free snake";
AD 940 RETURN:REM >CNTRL<"A"
FO 950 IF CLEAN THEN FOR I=THD TO 0 STEP
    -N3:POKE VF,I:NEXT I
LC 955 POKE VF,0:POSITION 0,TT:? #6;"maxi
    num 1 lives";:RETURN
UZ 960 FOR ST=0 TO TN:FOR I=0 TO TFF STEP
    64:POKE SCR+448,36+I:POKE VF,I:NEXT I
    :NEXT ST
ZT 970 RETURN
UH 1000 REM COMPLETED LEVELS BONUS
HC 1010 E=E+N2*<E<20>:BOP=E*250:BYTES=BYT
    ES+BOP:POKE DL+N8,134:? #N6;"5"
AS 1011 POSITION N2,N6:? #6;"CONGRATULATI
    ONS":POKE 85,N8:? #N6;"you"
LL 1015 POKE VF,PEEK<20>:POKE 85,N6:? #6;
    "made it":POSITION N6,20:? #N6;BYTES:?
    #N6:? #6;"CONGRATULATIONS"
XO 1016 POSITION 5,12:? #N6;"bonus ";BOP:
    POKE SCR+RND<I>*400,10
SH 1020 POKE SHT,PEEK<20>:POKE VF,PEEK<R>
    :IF STRIG<0> THEN 1011
FT 1025 POKE DL+N8,N6:PRESS=26:POKE SHT,B
    LU:GOTO 595
EC 2000 REM NEW GAME & TITLE ROUTINE
PQ 2005 POP:SCR=PEEK<88>+TFX*PEEK<89>:FN
    C=0:CLEAN=0:ENG=250:E=0:POKE SHT,TRQ
    2010 F5$=" dd":F5=9999:F51=4:DIFF=TN-N
    3:POSITION 0,0:POKE SNK,GRN+N6:POKE DL
    C,0:POKE BAK,0
CH 2015 POKE DL+24,134:POKE 16,64:POKE 53
    74,64:POKE BLF,BLU:POKE CHP,CHSET+N2:
    IF BYTES>HI THEN HI=BYTES
PT 2020 ? #N6;"5":IF BYTES THEN POSITION
    0,TT:? #N6;"hi score bytes":? #N6;
    HI:POSITION TN+N3,TT+N:? #N6;BYTES;
BW 2025 FOR I=1561 TO 1757 STEP N2:COLOR
    ASC<"e">:PLOT PEEK<I-N>,PEEK<I>:COLOR
    ASC<"m">:PLOT PEEK<I-N3>,PEEK<I-N2>
GT 2030 IF I>1746 THEN COLOR ASC<"j">:PLO
    T PEEK<I-187>,PEEK<I-186>:A=SCR+128:PO
    KE VF,GM:POKE A,WRM:POKE A+2,BM
RB 2035 IF I>1748 THEN COLOR 0:PLOT PEEK<
    I-189>,PEEK<I-188>:PLOT 0,0:POKE A+20,
    GM:POKE VF,BM:POKE A+TT,BUG
AB 2040 POKE VF,PEEK<I>+N8:NEXT I:GOSUB 3
    00:POSITION N,20+N:? #N6;"1 2
    3";
MQ 2045 RESTORE 5105:FOR I=N TO 500:PRESS
    =PEEK<KEY>:IF PRESS<>TFF THEN POP:BYT
    ES=0:POSITION 0,20:GOTO 2065
PI 2050 FONT=FONT+N:IF FONT>N3 THEN FONT=
    -N:POSITION 0,20:? #N6;"choose entry
    stage":READ A:POKE VF,A+N8
QO 2055 IF FONT=0 OR FONT=N2 THEN POSITIO
    N 0,20:? #N6;"";:PO
    KE VF,0:POKE CHP,CHSET+FONT
LB 2060 NEXT I:GOTO 2020
XX 2065 ? #6;"";:POSIT
    ION 0,20+N2:? #6;"";
    :POSITION N,20+N:POKE DLC,0
NW 2070 POKE KEY,TFF:IF PRESS=31 THEN FNC
    =N2:? #N6;"";:GOTO 2
    090
ZX 2075 IF PRESS=30 THEN FNC=N:? #N6;"S
    NAKE";:GOTO 2090
NI 2080 IF PRESS=26 THEN FNC=0:? #N6;"";
    :GOTO 2090
ER 2085 ? #N6;"hit only 1 2 or 3 ";:POKE
    DLC,RED:FOR I=N TO 20:POKE VF,PEEK<20
    >:NEXT I:POKE DLC,0:GOTO 2045
EY 2090 FOR I=TFF TO 0 STEP -N:POKE VF,I:
    POKE VF,PEEK<20>:POKE BLF,I:NEXT I:POK
    E DL+24,N6:DIFF=N6-N
BI 3000 REM DRAW FENCE AND GO
BQ 3010 H=20:T=4:BTN=0:DRY=0:CLEAN=0:BOP=
    0:THUNDER=800:ERASE=SCR+418:POKE BLF,T

```

```

RQ:POKE DLC,0:POKE 84,0:? #6;"5"
IL 3015 COLOR 35:PLOT 0,0:DRAWTO 20-N,0:D
    RAWTO 20-N,20:PLOT 20-N3,20+N:DRAWTO 0
    ,20+N:DRAWTO 0,0:POKE VUD,PUR
WJ 3020 POKE DL+26,N6:POSITION 0,TT:? #6;
    F5$:POKE 85,<DIFF>N:? #6;"SNAKE";N3
    -FNC;"";N6-DIFF;
GL 3025 POKE 20,0:FOR I=SCR+TT TO SCR+400
    STEP 24:FOR A=N TO N8:POKE VF,PEEK<20
    >:NEXT A:POKE VF,DROP
DZ 3030 POKE I,BM:NEXT I:POKE BLF,BLU:FOR
    ST=N TO N8-FNC:GOSUB 300:NEXT ST:ENG=
    250+5*<5-DIFF>+FTY*<3-FNC>
EF 3035 FOR I=0 TO TN-DIFF:POKE VF,PEEK<R
    >:GOSUB 400:NEXT I:POSITION 0,TT+N:? #
    N6;ENG;" BYTES";BYTES;" ";
DU 3040 FOR I=100 TO 0 STEP -N:TRACK<I>=5
    CR+21:POKE VF,I+TN:POKE VF,I:NEXT I:PO
    KE VF,TN:WEAK=GRN+N6:POKE SNK,WEAK
IN 3045 POKE DLC,GRN:POKE TRACK<1>,0:X=0:
    Y=0:DBL=N:5=5:FINIS=590:BODY=233:POKE
    SCR,N3+64*FNC:GOTO 30
HT 4000 REM ONE-TIME INITIALIZATIONS
LC 4005 N=1:N2=2:N3=3:N6=6:N8=8:TN=10:FTN
    =15:ETN=18:TT=22:FTY=50:THD=200:TFF=25
    5:TFX=256
YM 4010 RED=48:BLU=150:GRN=194:TRQ=202:DL
    C=1546:DROP=12:BM=171:BUG=172:WRM=60:G
    M=50
AY 4015 TMAX=100:TMIN=N:DIM F5$<20>,HEAD<
    FTN>,TRACK<100>:HEAD<14>=97:HEAD<6>=98
    :HEAD<7>=99:HEAD<5>=100:HEAD<13>=101
BZ 4020 HEAD<9>=102:HEAD<11>=103:HEAD<TN>
    =104:HEAD<FTN>=100:BODY=233:TAIL=106
AN 4025 DIM STX<FTN>:STX<14>=0:STX<13>=0:
    STX<9>=-N:STX<TN>=-N:STX<11>=-N:STX<5>
    =-N:STX<FTN>=-N:STX<6>=-N:STX<7>=-N
EI 4030 DIM STY<FTN>:STY<11>=0:STY<7>=0:5
    TY<6>=-N:STY<TN>=-N:STY<14>=-N:STY<5>=
    -N:STY<FTN>=-N:STY<9>=-N:STY<13>=-N
MA 4035 KEY=764:CHP=756:SKR=708:SHT=709:B
    LF=710:SNK=711:BAK=712:R=53770:VF=5376
    0:VUD=53761:PUR=170:DIS=202:DIS1=138
SP 5000 REM SET UP DLI & REDEFINED CHARAC
    TERS
JA 5010 POKE 106,PEEK<740>-5:GRAPHICS 18:
    CHSET=<PEEK<106>+N>*TFX
LP 5015 POSITION 4,N2:? #N6;"SSSSSSSSSSSS
    ";:REM INVERS >CNTRL<"A"
BU 5020 POSITION N8,4:? #N6;"chew walters":POSITION
    5,N8:? #N6;"FOR ANTIC":POKE BAK,RED
CL 5025 FOR I=1536 TO 1551:READ Y:POKE I,
    Y:NEXT I:POKE VUD,PUR
SL 5030 FOR I=1557 TO 1758:READ Y:POKE I,
    Y:POKE VF,Y:SOUND N,PEEK<R>,TN,TN:POKE
    SNK,Y:NEXT I
LI 5035 RESTORE 5110
TJ 5040 READ X:X=X*N8:IF X<0 THEN POKE VF
    ,0:SOUND N,0,0,0:GRAPHICS 17:GOTO 5075
UR 5050 FOR Y=0 TO 7:READ A:SOUND 0,A,TN,
    TN:SOUND N,PEEK<R>,TN,TN:POKE CHSET+X+
    Y,A:POKE SNK,A:NEXT Y:GOTO 5040
JN 5075 DL=PEEK<560>+TFX*PEEK<561>:POKE D
    L+27,134:POKE 512,0:POKE 513,N6
WI 5080 POKE 54286,192:CHSET=CHSET/TFX:GO
    TO 2000
JY 5100 REM DL SERVICE ROUTINE
GX 5101 DATA 72,169,224,141,10,212,141,9,
    212,169,0,141,26,208,104,64
BR 5102 REM START DISPLAY & TRACK DATA
BY 5103 DATA 0,0,0,0,1,1,2,2,3,3,4,4,4,
    3,3,2,2,1,3,1,4,1,5,1,6,1,7,2,8,3,8,
    4,9,4,10,4,11,4,12,4,13,4,14,4,15,3
IS 5104 DATA 16,2,16,1,15,1,14,1,15,5,12,
    6,13,6,14,6,15,6,16,6,15,6,14,6,13,6,1
    2,7,11,8,12,8,13,8,14,8,15,8,16,9,16
CD 5105 DATA 10,15,10,14,10,13,11,12,12,1
    2,13,13,13,14,13,15,12,16,11,16,10,15,
    11,16,12,16,13,15,13,16,14,14,13
PN 5106 DATA 14,12,14,11,14,10,14,9,14,8,
    14,7,14,6,14,7,14,8,14,9,14,10,14,11,1
    4,12,14,13
SW 5107 DATA 14,14,14,15,14,16,15,12,16,1
    2,17,13,17,14,16,14,15,14
QF 5108 DATA 16,15,16,16,17,16,18,16,19,1
    5,19,14,19,13,19,12,18,12,18,12,18,13,
    18,14,18,15,18,16,18,17,18,18,18,19

```

continued on next page


```

KD 5109 REM CHARACTER SET DATA
PU 5110 DATA 0,0,0,0,0,0,0,0,0
SU 5111 DATA 64,0,0,0,0,0,0,0,0
QL 5112 DATA 60,0,0,4,142,122,49,0,0
HJ 5113 DATA 124,0,0,33,58,76,140,0,0
BP 5114 DATA 43,60,110,118,255,24,24,0,0
UD 5115 DATA 107,60,110,118,255,24,24,0,0

LP 5116 DATA 50,0,0,16,56,124,246,56,56
DW 5117 DATA 114,0,0,16,56,124,246,56,56
DL 5118 DATA 12,0,0,0,0,32,48,48,0
HJ 5119 DATA 76,0,0,0,0,32,48,48,0
DJ 5120 DATA 44,34,34,54,93,42,62,127,62
QJ 5121 DATA 108,28,20,20,93,42,62,127,62

YT 5122 DATA 97,36,24,24,60,90,255,255,12
6
XB 5123 DATA 33,0,0,24,60,90,255,255,126
JU 5124 DATA 98,0,60,110,126,122,62,28,0
IQ 5125 DATA 34,2,63,110,126,122,62,28,0
FJ 5126 DATA 99,96,240,233,254,254,233,24
0,96
UL 5127 DATA 35,96,240,232,252,252,232,24
0,96
XV 5128 DATA 100,0,28,62,122,126,110,63,2
CB 5129 DATA 36,0,28,62,122,126,110,60,0

```

```

LX 5130 DATA 101,126,255,255,90,60,24,24,
36
KT 5131 DATA 37,126,255,255,90,60,24,0,0
IO 5132 DATA 102,0,56,124,94,126,118,60,0
YF 5133 DATA 38,0,56,124,94,126,118,252,6
4
HS 5134 DATA 103,6,15,151,127,127,151,15,
6
YL 5135 DATA 39,6,15,23,63,63,23,15,6
PL 5136 DATA 40,64,252,118,126,94,124,56,
0
NI 5137 DATA 104,0,60,118,126,94,124,56,0
IJ 5138 DATA 41,24,60,90,231,231,90,60,24
ED 5139 DATA 105,24,60,90,231,231,90,60,2
4
HS 5140 DATA 42,24,60,90,231,231,90,60,24
FG 5141 DATA 106,0,24,36,90,90,36,24,0
LK 5142 DATA 3,102,102,255,102,102,255,10
2,102
TR 5143 DATA 67,102,102,255,102,102,255,1
02,102
GV 5199 DATA -1

```

education

CASTLE

Article on page 53

LISTING 1

Don't type the
TYPO II Codes!

```

HS 10 REM CASTLE
DE 20 REM BY TRACY AND LORI HERSHEY
FF 30 REM (ATARI VERSION BY BILL MARQUARD
T)
GM 40 REM (C) 1986, ANTIC PUBLISHING
OL 50 BRK=1:IF PEEK(53279)=5 THEN BRK=0
UH 60 GOTO 90
SG 70 POKE 77,0:IF BRK THEN POKE 16,64:PO
KE 53774,64
ZY 80 RETURN
TV 90 DIM TP(8),COL(8),ANS*(114),INV*(114
),FRM*(114),INF*(114)
CY 100 ANS*(1,50)=" RECTANGLE SQUARE
PARALLELOGRAM CIRCLE "
UZ 110 ANS*(51,105)=" TRAPEZOID SEMI
-CIRCLE TRIANGLE [ HELP ] "
CQ 120 FRM*(1,50)=" W * L 5^2
B * H PI * R^2 "
VI 130 FRM*(51,105)=" 1/2 *H*(B+T) 1/2
*PI*R^2 1/2 * B * H [ HELP ] "
CZ 140 INV*(1,50)=" RECTANGLE SQUARE
PARALLELOGRAM CIRCLE "
ZA 150 INV*(51,105)=" TRAPEZOID SEMI
-CIRCLE TRIANGLE [ HELP ] "
YC 160 INF*(1,50)=" W * L 5^2
B * H PI * R^2 "
UU 170 INF*(51,105)=" 1/2 *H*(B+T) 1/2
*PI*R^2 1/2 * B * H [ HELP ] "
HP 180 COL(1)=0:COL(2)=13:COL(3)=26:COL(4
)=0
EX 190 COL(5)=13:COL(6)=26:COL(7)=0:COL(8
)=13
AF 200 TRUE=1:FALSE=0:NONE=FALSE:GRAPHICS
0
QL 210 GOSUB 720:REM DRAW INTRO SCREEN
QI 220 REM DRAW THE CASTLE
NY 230 GRAPHICS 7:POKE 708,56:POKE 709,18
6:POKE 710,130:POKE 712,150:GOSUB 70:C
OLOR 2:RESTORE 970
CJ 240 FOR I=1 TO 12:READ X1,Y1,X2,Y2:GOS
UB 530:NEXT I:REM DRAW RECTANGLES
IP 250 FOR I=1 TO 4:READ X1,Y1,X2,Y2,X3,X
4:GOSUB 600:NEXT I:REM TRAPEZOIDS
OJ 260 FOR I=1 TO 2:READ X1,Y1,X2,Y2,Y3,Y
4:GOSUB 550:NEXT I:REM PARALLELOGRAM
GK 270 FOR I=1 TO 4:READ X1,Y1,X2,Y2,X3,X
4
MW 280 PLOT X1,Y2:DRAWTO X2,Y1:DRAWTO X4,
Y1
ZD 290 DRAWTO X3,Y2:DRAWTO X1,Y2:NEXT I
OY 300 PLOT 41,10:DRAWTO 41,0:DRAWTO 49,3
:DRAWTO 41,6
IB 310 FOR I=1 TO 2:READ X1,Y1,X2,Y2:GOSUB
620:NEXT I:REM TRIANGLES
VA 320 FOR P=1 TO 7:READ X1,Y1,X2,Y2,E,J:
GOSUB 570:NEXT P:REM CIRCLES
TA 330 ON CHOICE GOSUB 640,680
UR 340 TEXT=PEEK(660)+PEEK(661)*256
JM 350 TP(1)=TEXT:TP(2)=TEXT+13:TP(3)=TEX
T+26:TP(4)=TEXT+40
JJ 360 TP(5)=TEXT+53:TP(6)=TEXT+66:TP(7)=
TEXT+80:TP(8)=TEXT+93
RW 370 SP=5:OLDSP=SP:GOSUB 1460:REM MAIN
PROGRAM
UN 380 FOR DR=1 TO NUMSHAPES-1:CORRECT=FA
LSE
KI 390 READ SHAPE:GOSUB 1700:COLOR 2
WN 400 ON SHAPE GOSUB 1750,1820,1840,1980
,2080,2190,2210,2280
MQ 410 NEXT DR
CJ 420 GOSUB 1700:REM ERASE SHAPE
NF 430 READ SHAPE,COLR,X1,Y1,X2,Y2:CORREC
T=FALSE:COLOR 2
PJ 440 GOSUB 620:GOSUB 1600:READ X1,Y1,X2
,Y2
UC 450 COLOR COLR
QT 460 PLOT X2,Y2:DRAWTO X1,Y1
DW 470 Y1=Y1+1:IF Y1<>Y2+4 THEN 460
UY 480 ? CHR$(125);:IF NUMWRONG=0 THEN ?
" YOU ANSWERED EVERY ONE CORRECTLY!!!"
CI 490 IF NUMWRONG>0 THEN ? " YOU MISSED

```



```

";NUMWRONG:?
55 500 ? "Press TRIGGER to play again..."
;
RQ 510 IF STRIG<0> THEN 510
CO 520 GRAPHICS 0:GOSUB 70:GOTO 210
XR 530 PLOT X1,Y1:DRAWTO X2,Y1:DRAWTO X2,
Y2:REM DRAW RECTANGLE
TZ 540 DRAWTO X1,Y2:DRAWTO X1,Y1:RETURN
ME 550 PLOT X1,Y2:DRAWTO X2,Y1:DRAWTO X2,
Y3:REM DRAW PARALLELOGRAM
WM 560 DRAWTO X1,Y4:DRAWTO X1,Y2:RETURN
SK 570 PLOT X1,Y1:FOR I=0 TO E STEP J:REM
CIRCLES & SEMI-CIRCLES
AZ 580 X=6*COS<I>+X2:Y=(-6)*SIN<I>+Y2
LK 590 DRAWTO X,Y:NEXT I:RETURN
KY 600 PLOT X1,Y2:DRAWTO X2,Y1:DRAWTO X3,
Y1:REM DRAW TRAPEZOID
WK 610 DRAWTO X4,Y2:DRAWTO X1,Y2:RETURN
GC 620 PLOT X1,Y1:DRAWTO X2,Y2:DRAWTO X1,
Y2:REM TRIANGLE
YU 630 DRAWTO X1,Y1:RETURN
IE 640 POKE 82,0:? "" :POKE 752,1:REM DO 5
HAPES
PY 650 ? AN5<(1,39):? AN5<(40,78):? AN5<(
79,104)
WA 660 IF NOT HELP THEN ? " Use joystick
to select SHAPE.";
ZQ 670 RETURN
DI 680 POKE 82,0:? "" :POKE 752,1:REM DO F
ORMULAS
WJ 690 ? FRM<(1,39):? FRM<(40,78):? FRM<(
79,104)
SX 700 IF NOT HELP THEN ? " Use joystick
to select FORMULA.";
ZF 710 RETURN
RP 720 NUMSHAPES=32:? CHR$(125):POKE 710,
146:POKE 752,1:REM INTRO. SCREEN
TA 730 POSITION 2,0:? "THE CAS
THE GAME";
DI 740 POSITION 2,3:? "FORMULAS
SHAPES"
GX 750 POSITION 2,5:? "W * L =
RECTANGLE"
ED 760 POSITION 2,6:? "5^2 =
SQUARE"
UP 770 POSITION 2,7:? "B * H =
PARALLELOGRAM"
MR 780 POSITION 2,8:? "PI * R^2 =
CIRCLE"
DG 790 POSITION 2,9:? "1/2 * H * (B+T) =
TRAPEZOID"
TI 800 POSITION 2,10:? "1/2 * PI * R^2 =
SEMI-CIRCLE"
BU 810 POSITION 2,11:? "1/2 * H * B =
TRIANGLE"
YI 820 POSITION 2,13:? "Press joystick bu
tton to play.":GOSUB 70:POKE 764,255
WF 830 IF STRIG<0> THEN 830
ZZ 840 S=55:GOSUB 1570:REM BEEP
EU 850 IF NOT STRIG<0> THEN 850
BZ 860 GRAPHICS 2+16:CHOICE=1:REM START
MI 870 POSITION 2,4:PRINT #6;"WOULD YOU L
IKE":GOSUB 70
WE 880 POSITION 6,5:PRINT #6;"TO TRY:";
RJ 890 IF NOT STRIG<0> THEN S=25:GOSUB 1
570:RETURN
LM 900 IF CHOICE=2 THEN 930
NF 910 POSITION 6,7:PRINT #6;"SHAPES";
NP 920 POSITION 5,9:PRINT #6;"FORMULAS";
HF 930 IF STICK<0>=14 THEN CHOICE=1:S=75:
GOSUB 1570:GOTO 890
VJ 940 IF STICK<0>=13 THEN CHOICE=2:GOSUB
1540:S=55:GOSUB 1570
SL 950 GOTO 890
QU 960 REM CASTLE DATA
QQ 970 DATA 5,37,77,76,39,60,46,76,7,15,1
7,32,65,15,75,32
PB 980 DATA 10,6,14,10,70,10,80,15,60,10,
70,15,68,6,72,10
SM 990 DATA 2,10,12,15,12,10,22,15,41,22,
57,37,25,22,41,37
HM 1000 DATA 5,32,7,37,17,20,62,32,65,37,
75,77
JN 1010 DATA 46,70,52,76,71,77,5,70,11,76
,33,39
OC 1020 DATA 10,20,15,17,30,27,67,17,72,2
0,27,30
CN 1030 DATA 18,6,20,10,22,24,2,6,0,10,7,
4
YL 1040 DATA 60,6,57,10,64,62,75,6,78,10,

```

```

80,82
VZ 1050 DATA 41,10,57,22,41,10,25,22
FL 1060 DATA 28,47,22,47,6,6,0,2
WU 1070 DATA 39,30,33,30,6,6,0,2
AS 1080 DATA 55,30,49,30,6,6,0,2
KC 1090 DATA 68,47,62,47,6,6,0,2
EC 1100 DATA 16,65,22,65,3,15,0,2
IN 1110 DATA 56,65,62,65,3,15,0,2
IM 1120 DATA 37,48,42,48,3,15,0,2
IH 1130 REM
EB 1140 DATA 1,3,100,67,120,75,5,38,77,75
JP 1150 DATA 4,2,112,65,106,65,6,6,0,2,44
,96,6,6,0,1
UG 1160 DATA 5,2,100,65,105,75,120,125,48
,70,53,75,72,78
TC 1170 DATA 1,1,100,65,120,75,39,60,46,7
5
WR 1180 DATA 6,1,100,65,106,65,3,15,0,1,1
24,130,3,15,0,1
BQ 1190 DATA 5,2,100,60,110,75,120,130,5,
70,10,75,32,38
WR 1200 DATA 4,2,112,65,106,65,6,6,0,2,12
4,96,6,6,0,1
CY 1210 DATA 6,1,105,65,111,65,3,15,0,1,4
4,130,3,15,0,1
CK 1220 DATA 1,1,100,62,110,75,7,15,17,32
NH 1230 DATA 3,3,100,65,105,75,55,65,10,2
0,15,17,30,27
HW 1240 DATA 2,1,100,65,105,70,10,6,15,9
NH 1250 DATA 1,2,100,62,102,75,2,10,12,15
TC 1260 DATA 3,1,100,65,105,75,55,65,1,6,
0,9,6,7
EP 1270 DATA 5,2,100,65,110,75,120,130,4,
32,7,37,18,20
OE 1280 DATA 1,2,100,65,122,75,12,10,22,1
5
HU 1290 DATA 3,1,100,65,110,75,60,70,18,6
,20,9,26,23
IM 1300 DATA 2,2,105,65,115,75,25,22,41,3
7
PU 1310 DATA 7,1,100,65,120,75,40,10,25,2
2
IC 1320 DATA 2,2,100,65,110,75,41,22,57,3
7
BS 1330 DATA 4,3,112,65,106,65,6,6,0,2,66
,60,6,6,0,1
KK 1340 DATA 1,1,100,60,105,75,65,16,75,3
2
NY 1350 DATA 1,2,100,62,102,72,60,10,70,1
5
UU 1360 DATA 3,1,100,65,110,75,60,70,59,6
,56,9,63,68
JL 1370 DATA 5,2,110,75,100,65,130,120,62
,32,64,37,75,79
WJ 1380 DATA 1,2,100,67,122,72,70,10,80,1
5
LV 1390 DATA 7,1,100,62,110,75,41,10,41,2
2
BI 1400 DATA 3,3,100,65,110,75,60,70,68,1
7,73,20,28,32
CJ 1410 DATA 2,1,100,70,105,75,68,6,72,9
GN 1420 DATA 3,1,100,65,105,75,55,65,76,6
,78,9,84,80
AI 1430 DATA 4,3,112,65,106,65,6,6,0,2,10
0,60,6,6,0,1
JH 1440 DATA 6,1,100,65,106,65,3,15,0,1,8
4,96,3,15,0,1
FW 1450 DATA 7,1,102,65,115,75,42,0,50,3
CP 1460 ROW=INT<(SP-1)/3>:OLDROW=INT<(OLD
SP-1)/3>:REM INVERT TEXT
SZ 1470 POKE 656,OLDROW:POKE 657,COL<OLD5
P>:POKE 658,0
QX 1480 IF CHOICE=1 THEN ? AN5<(OLDSP-1)
*13+1,<OLDSP-1>*13+13>;
UF 1490 IF CHOICE=2 THEN ? FRM<(OLDSP-1)
*13+1,<OLDSP-1>*13+13>;
CN 1500 POKE 656,ROW:POKE 657,COL<SP>:POK
E 658,0
FO 1510 IF CHOICE=1 THEN ? INV<(SP-1)*13
+1,<SP-1>*13+13>;
PR 1520 IF CHOICE=2 THEN ? INF<(SP-1)*13
+1,<SP-1>*13+13>;
AS 1530 RETURN
AH 1540 POSITION 6,7:PRINT #6;"SHAPES":RE
M INVERT CHOICES
AW 1550 POSITION 5,9:PRINT #6;"FORMULAS"

```

continued on next page


```

BB 1560 RETURN
EK 1570 SOUND 0,5,10,10:REM BEEP
ON 1580 FOR D=1 TO 20:NEXT D
YL 1590 SOUND 0,0,0,0:RETURN
MP 1600 GOSUB 70:TR=STRIG(0):ST=STICK(0):
OLDSP=SP:IF ST=15 AND TR=1 THEN 1600:R
EM CHECK STICK
UQ 1610 POKE 53279,7:IF TR=0 THEN S=35:GO
SUB 1570:ANS=SP:GOSUB 2320
EM 1620 IF ANS=8 THEN GOSUB 2280
PP 1630 IF CORRECT THEN RETURN
JS 1640 IF ST=7 THEN SP=SP+1:IF (SP-1)/3=
INT((SP-1)/3) THEN SP=SP-3
VG 1650 IF SP=9 THEN SP=7
KZ 1660 IF ST=11 THEN SP=SP-1:IF SP/3=INT
(SP/3) THEN SP=SP+3:IF SP=9 THEN SP=8
DL 1670 IF ST=13 THEN SP=SP+3:IF SP>8 THE
N SP=SP-9:IF SP=0 THEN SP=3
UP 1680 IF ST=14 THEN SP=SP-3:IF SP<1 THE
N SP=9+SP:IF SP=9 THEN SP=6
ZP 1690 GOSUB 1460:GOTO 1600
II 1700 COLOR 0:X1=85:X2=150:REM ERASE SH
APE
SU 1710 FOR Y=55 TO 80:SOUND 0,255-(2*Y),
10,10
YD 1720 PLOT X1,Y:DRAWTO X2,Y
OW 1730 NEXT Y:SOUND 0,0,0,0
AZ 1740 RETURN
BX 1750 READ COLR,X1,Y1,X2,Y2:REM RECTANG
LE
JY 1760 GOSUB 530:GOSUB 1600
WA 1770 READ X1,Y1,X2,Y2:COLOR COLR
QW 1780 FOR Y=Y1 TO Y2
YY 1790 PLOT X1,Y:DRAWTO X2,Y
LZ 1800 NEXT Y
AS 1810 RETURN
PZ 1820 GOSUB 1750:REM SQUARE
AY 1830 RETURN
OJ 1840 READ COLR,X1,Y1,X2,Y2,Y3,Y4:REM P
ARALLELOGRAM
SC 1850 PA=PA+1
LA 1860 GOSUB 550:GOSUB 1600
WU 1870 IF PA=1 OR PA=5 THEN 1930
BZ 1880 READ X1,Y1,X2,Y2,X3,X4:COLOR COLR

IK 1890 PLOT X2,Y1:DRAWTO X1,Y2
DU 1900 X1=X1+1:X2=X2+1
YM 1910 IF X2<>X3 THEN 1890
AX 1920 RETURN
DJ 1930 READ X1,Y1,X2,Y2,Y3,Y4:COLOR COLR

HX 1940 PLOT X1,Y2:DRAWTO X2,Y1

```

```

FN 1950 Y2=Y2+1:Y1=Y1+1
WV 1960 IF Y2<>Y4 THEN 1940
BM 1970 RETURN
IK 1980 READ COLR,X1,Y1,X2,Y2,E,J:REM CIR
CLE
ML 1990 GOSUB 570:GOSUB 1600
GD 2000 READ XC,YC,E,J:COLOR COLR
RQ 2010 XC=XC/2:YC=YC/2
PG 2020 FOR R=0 TO E STEP J
SQ 2030 X=6*COS(R)+XC
NY 2040 Y=(-6)*SIN(R)+YC
XN 2050 PLOT XC,YC:DRAWTO X,Y
JD 2060 NEXT R
AV 2070 RETURN
OQ 2080 READ COLR,X1,Y1,X2,Y2,X3,X4:REM T
RAPEZOID
YB 2090 GOSUB 600
ZM 2100 GOSUB 1600
YZ 2110 READ X1,Y1,X2,Y2,X3,X4
EF 2120 COLOR COLR
HF 2130 PLOT X1,Y2:DRAWTO X2,Y1
DR 2140 X1=X1+1:X2=X2+1
NY 2150 IF X2<>X3 THEN 2130
IA 2160 PLOT X3,Y1:DRAWTO X1,Y2
TT 2170 X1=X1+1:IF X1<>X4 THEN 2160
BA 2180 RETURN
QH 2190 GOSUB 1980:REM SEMI-CIRCLE
AE 2200 RETURN
FA 2210 READ COLR,X1,Y1,X2,Y2:REM TRIANGL
E
YK 2220 GOSUB 620
ZX 2230 GOSUB 1600
BF 2240 READ X1,Y1,X2,Y2:X3=X2:COLOR COLR

NT 2250 PLOT X1,Y1:DRAWTO X2,Y2:X2=X2+1
RF 2260 IF X2<>X3+17 THEN 2250
AZ 2270 RETURN
EU 2280 HELP=TRUE:? CHR$(125):ON CHOICE G
OSUB 690,650
FB 2290 FOR D=1 TO 500:NEXT D:HELP=FALSE:
ANS=0
GD 2300 ? CHR$(125):ON CHOICE GOSUB 650,6
90
CU 2310 ANS=0:RETURN
GS 2320 IF ANS=SHAPE THEN CORRECT=TRUE
EW 2330 IF ANS=8 THEN RETURN
DX 2340 IF ANS<>SHAPE THEN NUMWRONG=NUMWR
ONG+1:GOSUB 2360
AV 2350 RETURN
YO 2360 S=150:FOR BUZZ=1 TO 3:GOSUB 1570
QU 2370 NEXT BUZZ:RETURN

```

ST RESOURCE

CASTLE ST VERSION

Article on page 53

LISTING 1

```

1000 * Area Formula Castle Builder
1010 * by Tracy and Lori Hershey
1020 * (c) 1986 Antic Publishing, Inc.
1030 * ST version by Bill Marquardt
1040 * version 070286
1050 *
1060 * -----
1070 BASICON=0: BASICOFF=1: FALSE=0: TRUE=1: NONE=0: BELL$=CHR$(7)
1080 DIM YMIN( 9 ),YMAX( 9 ): gosub INIT
1090 POKE GEMFLAG,BASICOFF
1100 TITLE$=" CASTLE GAME "

```



```

1110 gosub NEWTITLE
1120 poke GEMFLAG,BASICON
1130 MORE=TRUE
1140 ,
1150 while MORE=TRUE
1160     restore CASTLE.DATA
1170     gosub INTRO
1180     gosub START
1190 ,
1200     DRAW.CASTLE:
1210     color 1,8,1: clearw 2
1220     for I =1 to 12
1230         read X1,Y1,X2,Y2
1240         linef X1,Y1,X2,Y1: linef X2,Y1,X2,Y2
1250         linef X2,Y2,X1,Y2: linef X1,Y2,X1,Y1
1260     next I
1270     for I=1 to 4
1280         read X1,Y1,X2,Y2,X3,X4
1290         linef X1,Y2,X2,Y1: linef X2,Y1,X3,Y1
1300         linef X3,Y1,X4,Y2: linef X4,Y2,X1,Y2
1310     next I
1320     for I=1 to 2
1330         read X1,Y1,X2,Y2,Y3,Y4
1340         linef X1,Y2,X2,Y1: linef X2,Y1,X2,Y3
1350         linef X2,Y3,X1,Y4: linef X1,Y4,X1,Y2
1360     next I
1370     for I=1 to 4
1380         read X1,Y1,X2,Y2,X3,X4
1390         linef X1,Y2,X2,Y1: linef X2,Y1,X4,Y1
1400         linef X4,Y1,X3,Y2: linef X3,Y2,X1,Y2
1410     next I
1420     linef 83,20,83,0: linef 83,0,100,5
1430     linef 100,5,83,10
1440     for I=1 to 2
1450         read X1,Y1,X2,Y2: linef X1,Y1,X2,Y2
1460         linef X2,Y2,X1,Y2: linef X1,Y2,X1,Y1
1470     next I
1480     for I=1 to 4
1490         read X,Y,R
1500         circle X,Y,R
1510     next I
1520     for I=1 to 3
1530         read X,Y,R,A1,A2,X1,X2
1540         circle X,Y,R,A1,A2: linef X1,Y,X2,Y
1550     next I
1560 ,
1570     ON ITEM gosub DO.SHAPES, DO.FORMULAS
1580 ,
1590 DRAW.MENU.BOXES:
1600     color 1,0,1+ITEM
1610     X1=170: X2=300
1620     for I=1 to 8
1630         read Y1,Y2
1640         linef X1,Y1,X2,Y1: linef X2,Y1,X2,Y2
1650     next I
1660     color 1,8,1: fill 0,0: fill 100,0
1670 ,
1680 ,-- -- -- -- --
1690 MAIN:
1700     NUM.WRONG=NONE
1710     XMIN=170: XMAX=300: NUM.CHOICES=7
1720     for I=1 to NUM.CHOICES
1730         YMIN(I)=32+(I*9): YMAX(I)=YMIN(I)+9

```

continued on next page


```

1740     next I
1750     for DRAW=1 to NUM.SHAPE$
1760     RESPONSE=FALSE
1770     read SHAPE: gosub ERASE.SHAPE
1780     on SHAPE gosub DREC,DSQR,DPAR,DCIR,DTRA,DSEM,DTRI
1790     while RESPONSE=FALSE
1800         ITEM=NONE
1810         gosub GETBUTTON: if ITEM=SHAPE then RESPONSE=TRUE
1820         if (RESPONSE=FALSE) and (ITEM<>NONE) then gosub WRONG.ANS
1830     wend
1840     if RESPONSE=TRUE then ? BELLS;: color 1,COLR,1: fill XF,YF
1850     next DRAW
1860     gosub FINISH
1870 wend
1880 end
1890 '
1900 '-----
1910 FINISH:
1920     gosub ERASE.SHAPE
1930     gotoxy 19,10: ? "
1940     gotoxy 19,10: ? "You Missed ";NUM.WRONG;"."
1950     gotoxy 19,11: ? "
1960     if NUM.WRONG=NONE then gotoxy 19,11: ? "    VERY good!    "
1970     gotoxy 19,12: ? "    Try again?    "
1980     gotoxy 24,14: ? "NO ":gotoxy 24,16: ? "YES"
1990     color 1,2,2: linef 210,126,245,126: linef 245,126,245,136
2000     linef 245,136,210,136: linef 210,136,210,126
2010     color 1,3,3: linef 210,144,245,144: linef 245,144,245,154
2020     linef 245,154,210,154: linef 210,154,210,144
2030     YMIN(1)=148: YMAX(1)=158: YMIN(2)=166: YMAX(2)=176
2040     XMIN=210: XMAX=245: NUM.CHOICES=2: ITEM=NONE
2050     while ITEM=NONE: gosub GETBUTTON: wend
2060     if ITEM=1 then MORE=FALSE
2070     return
2080 '
2090 '-----
2100 WRONG.ANS:
2110     gotoxy 23,0: ? "SORRY!";
2120     SOUND 1,15,12,3,20: SOUND 1,0,0,0,0
2130     for DELAY=1 to 1000: next DELAY
2140     gotoxy 23,0: ? "
2150     color 1,8,1: fill 230,5: NUM.WRONG=NUM.WRONG+1
2160     return
2170 '
2180 '-----
2190 DREC:
2200     read COLR,X1,Y1,X2,Y2,XF,YF
2210     linef X1,Y1,X2,Y1: linef X2,Y1,X2,Y2
2220     linef X2,Y2,X1,Y2: linef X1,Y2,X1,Y1
2230     return
2240 '
2250 DSQR:
2260     gosub DREC
2270     return
2280 '
2290 DPAR:
2300     read COLR,X1,Y1,X2,Y2,Y3,Y4,XF,YF
2310     linef X1,Y2,X2,Y1: linef X2,Y1,X2,Y3
2320     linef X2,Y3,X1,Y4: linef X1,Y4,X1,Y2
2330     return
2340 '
2350 DCIR:
2360     read COLR,XC,YC,RAD,XF,YF
2370     circle XC,YC,RAD

```



```

2380 return
2390 '
2400 DTRA:
2410 read COLR,X1,Y1,X2,Y2,X3,X4,XF,YF
2420 linef X1,Y2,X2,Y1: linef X2,Y1,X3,Y1
2430 linef X3,Y1,X4,Y2: linef X4,Y2,X1,Y2
2440 return
2450 '
2460 DSEM:
2470 read COLR,XC,YC,RAD,XF,YF
2480 circle XC,YC,RAD,0,1800: linef XC-RAD,YC,XC+RAD,YC
2490 return
2500 '
2510 DTRI:
2520 read COLR,X1,Y1,X2,Y2,XF,YF
2530 linef X1,Y1,X2,Y2: linef X2,Y2,X1,Y2
2540 linef X1,Y2,X1,Y1
2550 return
2560 '
2570 '-----
2580 DO.SHAPES:
2590 gotoxy 19,2: ? " RECTANGLE "
2600 gotoxy 19,3: ? " SQUARE "
2610 gotoxy 19,4: ? " PARALLELOGRAM "
2620 gotoxy 19,5: ? " CIRCLE "
2630 gotoxy 19,6: ? " TRAPEZOID "
2640 gotoxy 19,7: ? " SEMI-CIRCLE "
2650 gotoxy 19,8: ? " TRIANGLE "
2660 gotoxy 19,10: ? "What's the name"
2670 gotoxy 19,11: ? "of this shape? "
2680 return
2690 '
2700 '-----
2710 DO.FORMULAS:
2720 gotoxy 20,2: ? " W * L "
2730 gotoxy 20,3: ? " S^2 "
2740 gotoxy 20,4: ? " B * H "
2750 gotoxy 20,5: ? " PI * R^2 "
2760 gotoxy 20,6: ? "1/2 * H * (B+T)"
2770 gotoxy 20,7: ? "1/2 * PI * R^2"
2780 gotoxy 20,8: ? " 1/2 * H * B "
2790 gotoxy 19,10: ? "Formula for area"
2800 gotoxy 19,11: ? " of this shape?"
2810 return
2820 '
2830 '-----
2840 ERASE.SHAPE:
2850 color 1,0,0: X1=171: X2=299
2860 for Y=110 to 159: linef X1,Y,X2,Y: next Y
2870 color 1,0,1
2880 return
2890 '
2900 '-----
2910 INTRO:
2920 fullw 2: clearw 2: NUM.SHAPES=32
2930 gotoxy 2,3: ? "FORMULAS"
2940 gotoxy 20,3: ? "SHAPES"
2950 gotoxy 2,5: ? "W * L" = RECTANGLE"
2960 gotoxy 2,6: ? "S^2" = SQUARE"
2970 gotoxy 2,7: ? "B * H" = PARALLELOGRAM"
2980 gotoxy 2,8: ? "PI * R^2" = CIRCLE"
2990 gotoxy 2,9: ? "1/2 * H * (B+T)" = TRAPEZOID"
3000 gotoxy 2,10: ? "1/2 * PI * R^2" = SEMI-CIRCLE"

```

continued on next page


```

3010 gotoxy 2,11: ? "1/2 * H * B      = TRIANGLE"
3020 gotoxy 4,14: ? "Press mouse button to play.": gosub GETBUTTON
3030 return
3040 '
3050 '-----
3060 START:
3070 clearw 2
3080 gotoxy 4,4: ? "Would you like to try: "
3090 gotoxy 8,6: ? "      Shapes      "
3100 gotoxy 8,8: ? "      Formulas     "
3110 color 2,0,2
3120 linef 80,54,172,54: linef 172,54,172,65
3130 linef 172,65,80,65: linef 80,65,80,54
3140 color 3,0,3
3150 linef 80,72,172,72: linef 172,72,172,83
3160 linef 172,83,80,83: linef 80,83,80,72
3170 color 1,0,1: ITEM=NONE: NUM.CHOICES=2: XMIN=80:XMAX=172
3180 YMIN(1)=76: YMAX(1)=87: YMIN(2)=94: YMAX(2)=105
3190 while ITEM=NONE: gosub GETBUTTON
3200 wend:return
3210 '
3220 '-----
3230 CASTLE.DATA:
3240 data 10,75,155,150,78,120,93,150,15,30,35,65,130,30,150,65
3250 data 21,12,29,20,140,20,160,30,120,20,140,30,136,12,144,20
3260 data 5,20,25,30,25,20,45,30,83,45,115,75,50,45,83,75
3270 data 10,65,15,75,35,40,125,65,130,75,150,155
3280 data 93,140,103,150,145,155,10,140,20,150,68,78
3290 data 20,40,30,35,60,55,135,35,145,40,55,60
3300 data 36,12,41,20,45,49,5,12,0,20,14,8
3310 data 120,12,115,20,129,124,151,12,156,20,160,165
3320 data 83,20,115,45,83,20,50,45
3330 data 44,95,13,66,60,13
3340 data 99,60,13,124,95,13
3350 data 44,130,13,0,1800,31,57,124,130,13,0,1800,111,137
3360 data 85,97,13,0,1800,72,98
3370 '
3380 '-----
3390 BOX.DATA:
3400 data 18,27,27,36,36,45,45,54,54,63,63,72,72,81,90,160
3410 '
3420 '-----
3430 PROGRAM.DATA:
3440 data 1,6,200,135,240,150,11,76
3450 data 4,5,212,130,13,44,95
3460 data 5,7,200,130,210,150,240,250,104,141
3470 data 1,5,200,130,240,150,79,121
3480 data 6,7,212,130,13,123,129
3490 data 5,7,200,120,220,150,240,260,21,141
3500 data 4,5,212,130,17,124,95
3510 data 6,7,223,130,17,43,129
3520 data 1,2,200,125,220,150,16,31
3530 data 3,3,200,130,210,150,110,130,21,41
3540 data 2,3,200,130,205,135,22,13
3550 data 1,1,200,125,205,150,6,21
3560 data 3,3,200,130,210,150,110,130,6,13
3570 data 5,5,200,130,220,150,240,260,15,74
3580 data 1,1,200,130,245,150,26,21
3590 data 3,3,200,130,220,150,120,140,42,13
3600 data 2,5,210,130,234,150,51,46
3610 data 7,1,200,130,240,150,75,43
3620 data 2,5,200,130,225,150,84,46
3630 data 4,6,212,130,20,66,59
3640 data 1,2,200,120,210,150,131,31

```



```

3650 data 1,1,200,125,205,145,121,21
3660 data 3,3,200,130,220,150,120,140,120,13
3670 data 5,5,220,150,200,130,260,240,129,74
3680 data 1,1,200,135,245,145,141,21
3690 data 7,1,200,125,220,150,84,40
3700 data 3,3,200,130,220,150,120,140,140,50
3710 data 2,3,200,140,212,150,137,13
3720 data 3,3,200,130,210,150,110,130,155,16
3730 data 4,6,230,140,18,99,60
3740 data 6,7,230,140,18,84,96
3750 data 7,2,205,130,230,150,84,6
3760 '
3770 '-----
3780 GETBUTTON:
3790 while BUTTON=NONE: gosub GETMOUSE: wend: BUTTON=NONE
3800 if (MX>XMIN) and (MX<XMAX) then gosub YCHECK
3810 return
3820 '
3830 '-----
3840 YCHECK:
3850 ITEM=NONE
3860 for I=1 to NUM.CHOICES
3870 if (MY>YMIN(I)) and (MY<YMAX(I)) then ITEM=I
3880 next I
3890 return
3900 '
3910 '-----
3920 INIT:
3930 A#=GB
3940 GINTIN=peek(A#+8)
3950 OUTHANDLE=peek(SYSTAB+8)
3960 GEMFLAG=SYSTAB+24
3970 return
3980 '
3990 '-----
4000 NEWTITLE:
4010 poke GINTIN+0, OUTHANDLE
4020 poke GINTIN+2, 2
4030 S# = GINTIN+4
4040 TITLES = TITLES + chr$( 0 )
4050 poke S#, varptr(TITLES)
4060 GEMSYS( 105 )
4070 return
4080 '
4090 '-----
4100 GETMOUSE:
4110 poke CONTRL+0, 124
4120 poke CONTRL+2, 0
4130 poke CONTRL+6, 0
4140 vdisys( 1 )
4150 BUTTON=peek( INTOUT )
4160 MX=peek( PTSOUT+0 )
4170 MY=peek( PTSOUT+2 )
4180 return

```

Checksum for file: stcastle.bas

1000 :0A64	1080 :094D	1160 :06D0	1240 :0A75	1320 :03D9	1400 :0A79
1010 :0968	1090 :06D5	1170 :0475	1250 :0A76	1330 :0680	1410 :02CE
1020 :09EE	1100 :05BF	1180 :0478	1260 :02D1	1340 :0A78	1420 :08EE
1030 :0AA7	1110 :054F	1190 :00F2	1270 :03DF	1350 :0A7D	1430 :04EC
1040 :0529	1120 :0691	1200 :0415	1280 :0682	1360 :02D2	1440 :03DC
1050 :00ED	1130 :0375	1210 :06BF	1290 :0A7B	1370 :03E0	1450 :0A06
1060 :0AF3	1140 :00ED	1220 :0409	1300 :0A79	1380 :0683	1460 :0A79
1070 :0F8D	1150 :0590	1230 :050E	1310 :02CD	1390 :0A7D	1470 :02D4

continued on next page

1480 :03E2	1930 :052B	2380 :036D	2830 :0AF9	3280 :0A76	3730 :0644
1490 :03C5	1940 :0C81	2390 :00F5	2840 :0417	3290 :097C	3740 :064B
1500 :0493	1950 :052E	2400 :022B	2850 :0715	3300 :0874	3750 :06FE
1510 :02CF	1960 :0ED5	2410 :096F	2860 :0BA4	3310 :0A92	3760 :00F7
1520 :03DC	1970 :08AF	2420 :0A77	2870 :03DA	3320 :06FE	3770 :0AFD
1530 :0668	1980 :0B58	2430 :0A7E	2880 :0372	3330 :05AF	3780 :03C8
1540 :0A65	1990 :0E40	2440 :036A	2890 :00FA	3340 :05E5	3790 :1063
1550 :02D3	2000 :0ADB	2450 :00F2	2900 :0AF7	3350 :0B80	3800 :0D33
1560 :00F3	2010 :0E32	2460 :022F	2910 :0292	3360 :0682	3810 :036C
1570 :0A94	2020 :0ADD	2470 :07C0	2920 :09D1	3370 :00F4	3820 :00F4
1580 :00F5	2030 :0BDF	2480 :0E37	2930 :072F	3380 :0AFA	3830 :0AFA
1590 :0549	2040 :0BBB	2490 :036F	2940 :06BB	3390 :033A	3840 :02C0
1600 :052A	2050 :0C7A	2500 :00EE	2950 :0869	3400 :0BB3	3850 :036C
1610 :03BA	2060 :07BE	2510 :0235	2960 :07BD	3410 :00EF	3860 :06CE
1620 :03E2	2070 :0369	2520 :0802	2970 :0982	3420 :0AF5	3870 :0C50
1630 :03A7	2080 :00F1	2530 :0A79	2980 :0864	3430 :0464	3880 :02DB
1640 :0A79	2090 :0AF7	2540 :0584	2990 :0A01	3440 :0726	3890 :0374
1650 :02D4	2100 :039A	2550 :036C	3000 :0A94	3450 :063A	3900 :00F3
1660 :0919	2110 :06E7	2560 :00F4	3010 :08EE	3460 :0906	3910 :0AF9
1670 :00F5	2120 :07F1	2570 :0AFA	3020 :13A0	3470 :0758	3920 :023C
1680 :0588	2130 :08F6	2580 :038E	3030 :0366	3480 :069D	3930 :01F9
1690 :022F	2140 :04EF	2590 :0794	3040 :00EE	3490 :08D8	3940 :0593
1700 :04E0	2150 :0CD9	2600 :06C9	3050 :0AF4	3500 :0669	3950 :07E1
1710 :08EC	2160 :0369	2610 :08BD	3060 :0291	3510 :066E	3960 :0569
1720 :06C7	2170 :00F1	2620 :06AE	3070 :037A	3520 :071A	3970 :0373
1730 :08F7	2180 :0AF7	2630 :07B0	3080 :0C4F	3530 :0894	3980 :00FB
1740 :02D4	2190 :0224	2640 :080D	3090 :0731	3540 :071D	3990 :0B01
1750 :0775	2200 :07FD	2650 :0758	3100 :0810	3550 :06ED	4000 :036A
1760 :04E5	2210 :0A73	2660 :0A3C	3110 :03D0	3560 :0869	4010 :0768
1770 :0945	2220 :0A74	2670 :0A0B	3120 :0A00	3570 :08AE	4020 :04F9
1780 :0E6E	2230 :0367	2680 :0370	3130 :09A1	3580 :0722	4030 :03A2
1790 :0701	2240 :00EF	2690 :00F8	3140 :03D5	3590 :089F	4040 :065E
1800 :0365	2250 :023D	2700 :0AF5	3150 :0A03	3600 :0724	4050 :07B0
1810 :0F27	2260 :0408	2710 :042E	3160 :09A4	3610 :0725	4060 :0389
1820 :10CB	2270 :036B	2720 :05BF	3170 :0ED9	3620 :072B	4070 :036B
1830 :027A	2280 :00F3	2730 :05D7	3180 :0B4F	3630 :063D	4080 :00F3
1840 :1081	2290 :022E	2740 :05AA	3190 :0A98	3640 :0745	4090 :0AF9
1850 :03BB	2300 :096F	2750 :069D	3200 :054D	3650 :0750	4100 :0368
1860 :04B0	2310 :0A76	2760 :073A	3210 :00ED	3660 :08CA	4110 :0565
1870 :027E	2320 :0A7B	2770 :075D	3220 :0AF3	3670 :08E5	4120 :0501
1880 :0208	2330 :0368	2780 :066E	3230 :0406	3680 :075A	4130 :0506
1890 :00F9	2340 :00F0	2790 :0AE6	3240 :0C8D	3690 :072C	4140 :03ED
1900 :0AF6	2350 :0226	2800 :0A06	3250 :0C61	3700 :08C8	4150 :06BC
1910 :02C6	2360 :07BE	2810 :036B	3260 :0B6B	3710 :074F	4160 :05ED
1920 :05FB	2370 :05A4	2820 :00F3	3270 :09E8	3720 :08CF	4170 :05F1
					4180 :036D

ST RESOURCE

TYPO ST

Article on page 83

LISTING 1

```

1000  '  TYPO/ST
1010  '  (c) 1986 Antic Publishing
1020  '  Written by Patrick Bass and Bill Marquardt
1030  '  Version 050286
1040  '  -----
1050  '
1060  DISK=1: OUTPUT=2: TRUE=(-1): FALSE=0: CHECKSUMMING=TRUE
1070  TV=FALSE: PRINTER=FALSE
1080  '

```



```

1090 print "File to Check:": input FILENAME$
1100 print "Output on:"
1110 print "(S)creen or ": print "(P)rinter ": input DEVICES
1120 if( DEVICES="P" )or( DEVICES="P" )then PRINTER=TRUE else TV=TRUE
1130 '
1140 if TV then print "Checksum for file: ": print FILENAME$: print
1150 if PRINTER then lprint "Checksum for file: ";FILENAME$: lprint
1160 '
1170 '-----
1180 open "I", #DISK, FILENAME$
1190 '
1200 while CHECKSUMMING
1210 LINENUMBER=0: CHECKSUM=0
1220 '
1230 gosub GETALINE
1240 '
1250 DECIMAL=CHECKSUM: gosub DECTOHEX
1260 OUTPUT$=str$( LINENUMBER )+" :"+HI$+LO$
1270 if PRINTER then lprint OUTPUT$ else print OUTPUT$
1280 wend
1290 '
1300 close DISK
1310 end
1320 '
1330 '-----
1340 GETALINE:
1350 BLINES$="": on error goto 1300
1360 GOTALINE=FALSE
1370 '
1380 while not GOTALINE
1390 line input#DISK, BLINES$
1400 if len( BLINES$ )>1 then GOTALINE=TRUE
1410 wend
1420 '
1430 LINENUMBER=val( BLINES$ )
1440 for CHAR=1 to len( BLINES$ )
1450 OK=TRUE
1460 CHARACTER$=mid$( BLINES$, CHAR, 1 )
1470 if CHARACTER$=" " then OK=FALSE
1480 if OK then CHECKSUM=CHECKSUM+asc( CHARACTER$+chr$( 0 ))
1490 next CHAR
1500 return
1510 '
1520 '-----
1530 DECTOHEX:
1540 DECIMAL=abs( DECIMAL )
1550 HI=int( DECIMAL/256 ): LO=( DECIMAL-( HI*256 ))
1560 HH=int( HI/16 ): HL=( HI-( HH*16 ))
1570 LH=int( LO/16 ): LL=( LO-( LH*16 ))
1580 HI$=chr$( 48+HH-( 7*( HH>9 )))+chr$( 48+HL-( 7*( HL>9 )))
1590 LO$=chr$( 48+LH-( 7*( LH>9 )))+chr$( 48+LL-( 7*( LL>9 )))
1600 return

```

Checksum for file: typost.bas

1000 :0314	1100 :06DB	1200 :065A	1300 :0405	1400 :0AA0	1500 :0366
1010 :0879	1110 :10E4	1210 :071C	1310 :01FC	1410 :0274	1510 :00EE
1020 :0F70	1120 :11A0	1220 :00EC	1320 :00ED	1420 :00EE	1520 :0C5C
1030 :0506	1130 :00EC	1230 :052F	1330 :0C5B	1430 :0718	1530 :0357
1040 :0C59	1140 :13E6	1240 :00EE	1340 :034B	1440 :079D	1540 :066C
1050 :00ED	1150 :140D	1250 :09F5	1350 :0896	1450 :02E1	1550 :0B18
1060 :0EA7	1160 :00EF	1260 :0A4D	1360 :04C5	1460 :089D	1560 :07E8
1070 :0720	1170 :0C5D	1270 :1005	1370 :00F2	1470 :08BE	1570 :0809
1080 :00F0	1180 :0714	1280 :0279	1380 :0689	1480 :0F39	1580 :0C13
1090 :0C85	1190 :00F2	1290 :00F3	1390 :07AD	1490 :03AB	1590 :0C2E
					1600 :0367

continued on next page

MOUSE EDITOR

Article on page 57

LISTING 1

```

1000 'Atari ST Mouse Editor
1010 '(c) 1986 Antic Publishing Ver. 070286
1020 'Written by Kevin Kennedy
1030 '
1040 TRUE=1: FALSE=0: DESIGNING=TRUE: OUTPUT=2
1050 LEFT=1: RIGHT=2: BOTH=3
1060 fullw OUTPUT: clearw OUTPUT: color 1,2,10,1,1: MP=1
1070 dim MOUSE( 16,16 ), MOUSE2( 16 ), SHADOW( 16 )
1080 for A=1 to 16
1090     for B=1 to 16
1100         MOUSE( A, B )=0
1110     next B
1120 next A
1130 close #1
1140 gosub GRID
1150 gosub OPTIONPR
1160 '
1170 '-----
1180 while DESIGNING
1190     gosub BTOWAIT
1200     if MX>157 then gosub SELECT else gosub DRAW
1210     gosub BTFWAIT
1220 wend
1230 end
1240 '
1250 '-----
1260 GRID:
1270     for A=0 to 128 step 8
1280         linef A, 0, A, 128
1290     next A
1300     for A=0 to 128 step 8
1310         linef 0, A, 128, A
1320     next A
1330 return
1340 '
1350 '-----
1360 MOUSESTAT:
1370     A#=GB
1380     IOUT=peek( A#+12 )
1390     gemsys( 79 )
1400     MX=peek( IOUT+2 )
1410     MY=peek( IOUT+4 )
1420     BUTTON=peek( IOUT+6 )
1430     KB=peek( IOUT+8 )
1440 return
1450 '
1460 '-----
1470 OPTIONPR:
1480     color 1, 3, 10: X=186: Y=35: X2=287: Y2=142: gosub ROUND
1490     color 1, 0, 10: X=187: Y=36: X2=286: Y2=141: gosub ROUND
1500     gotoxy 21,2: print "RESET MOUSE"
1510     gotoxy 21,4: print "CHANGE MOUSE"
1520     gotoxy 21,6: print "SAVE SHAPE"
1530     gotoxy 21,8: print "LOAD SHAPE"
1540     gotoxy 21,10: print "SAVE STATE"
1550     gotoxy 21,12: print "LOAD STATE"

```



```

1560 color 1, 3, 3
1570 for A=32 to 121 step 18
1580 linef 186, A, 286, A
1590 next A
1600 color 1, 3, 10
1610 return
1620 '
1630 '-----
1640 SELECT:
1650 SELECTION=0
1660 restore LINEDATUM
1670 for A=1 to 6
1680 read Y
1690 if (MX>186)*(MX<286)*(MY>35)*(MY<142) then 1700 else return
1700 if (MY>=Y)*(MY<Y+17) then goto 1720
1710 next A
1720 SEL=A
1730 if (A<1)+(A>6) then return else color 1, 2, 10: fill 189, A*18+7
1740 on SEL gosub GRAFMOUSE, REDES, SAVEA, LOADA, SVE, LOD
1750 color 1, 0, 10: fill 189, SEL*18+7: color 1, 2, 10
1760 return
1770 '
1780 LINEDATUM:
1790 data 35, 53, 71, 89, 107, 125
1800 '
1810 '-----
1820 BTOWAIT:
1830 gosub MOUSESTAT
1840 if BUTTON then return else 1820
1850 '
1860 '-----
1870 BTFWAIT:
1880 gosub MOUSESTAT
1890 if BUTTON then 1870 else return
1900 '
1910 '-----
1920 VIEW:
1930 A=X2+146: B=Y2+20
1940 COL=MOUSE( X2, Y2 ): CO=COL: if COL=2 then CO=0
1950 color 1, 2, CO: linef A, B, A, B: B=B+40
1960 if COL=1 then CO=2
1970 if COL=2 then CO=1
1980 color 1, 2, CO: linef A, B, A, B
1990 return
2000 '
2010 '-----
2020 REDES:
2030 gosub CLEARLIN
2040 gosub HOTSPOT
2050 if RET=1 then return
2060 for Y=1 to 16
2070 for X=1 to 16
2080 A=MOUSE( X, Y )
2090 if A=1 then ADD=ADD+2^( 16-X )
2100 if A=2 then ADD2=ADD2+2^( 16-X )
2110 next X
2120 MOUSE2( Y )=ADD: ADD=0: SHADOW( Y )=ADD2: ADD2=0
2130 next Y
2140 gosub CHANGE
2150 return
2160 '
2170 '-----
2180 SAVEA:
2190 gosub INFILE
2200 if RET then return
2210 open "0", #1, FILES
2220 for Y=1 to 16
2230 for X=1 to 16
2240 if RET then return

```

continued on next page


```

2250         Print #1,MOUSE( X, Y )
2260     next X
2270 next Y
2280 close #1
2290 return
2300 '
2310 '-----
2320 LOADA:
2330 gosub INFILE: close #1
2340 if RET then return
2350 open "I", #1, FILES
2360 for Y=1 to 16
2370     for X=1 to 16
2380         input #1, MOUSE( X, Y )
2390     next X
2400 next Y
2410 close #1: gosub DISARRAY
2420 return
2430 '
2440 '-----
2450 SVE:
2460 gosub INFILE
2470 if RET then return
2480 open "O", #1, FILES
2490 print #1, HOTX; HOTY; MASKC; POINTC
2500 for A=1 to 16
2510     print #1, SHADOW( A )
2520 next A
2530 for A=1 to 16
2540     print #1, MOUSE2( A )
2550 next A
2560 close #1
2570 return
2580 '
2590 '-----
2600 LOD:
2610 gosub INFILE
2620 if RET then return
2630 open "I", #1, FILES
2640 input #1, HOTX, HOTY, MASKC, POINTC
2650 for A=1 to 16
2660     input #1, SHADOW( A )
2670 next A
2680 for A=1 to 16
2690     input #1, MOUSE2( A )
2700 next A
2710 close #1
2720 gosub CHANGE
2730 return
2740 '
2750 '-----
2760 DRAW:
2770 if( MX<129 )*( MY>20 )*( MY<149 )then 2780 else return
2780 X2=int( MX/8 )+1: Y2=int(( MY-21 )/8 )+1
2790 if MOUSE( X2,Y2 )then MOUSE( X2, Y2 )=0: F=0 else gosub XDRAW
2800 color 1, F, 10: fill X2*8-4, Y2*8-4: gosub VIEW
2810 return
2820 '
2830 '-----
2840 XDRAW:
2850 if( BUTTON=LEFT )+( BUTTON=BOTH )then MOUSE( X2,Y2 )=1: F=2
2860 if BUTTON=RIGHT then MOUSE( X2, Y2 )=2: F=3
2870 return
2880 '
2890 '-----
2900 CHANGE:
2910 poke CONTRL,111: B=0: C=0: poke CONTRL+2,0: poke CONTRL+6,37
2920 poke INTIN,HOTX: poke INTIN+2, HOTY

```



```

2930 poke INTIN+4,1: poke INTIN+6,MASKC: poke INTIN+8,POINTC
2940 for A=10 to 40 step 2
2950     B=B+1: poke INTIN+A,SHADOW( B )
2960 next A
2970 for A=42 to 72 step 2
2980     C=C+1: poke INTIN+A,MOUSE2( C )
2990 next A
3000 vdisys(0)
3010 return
3020 '
3030 '-----
3040 CLEARLIN:
3050     gotoxy 0,15: print "
3060 return
3070 '
3080 '-----
3090 INFILE:
3100     FILES="": gosub CLEARLIN: gotoxy 0,15: input "FILENAME ",FILES
3110     if FILES="" then RET=TRUE else RET=FALSE
3120 return
3130 '
3140 '-----
3150 DISARRAY:
3160     for Y=1 to 16
3170         for X=1 to 16
3180             A=MOUSE( X, Y )
3190             if A=0 then CO=0
3200             if A=1 then CO=2
3210             if A=2 then CO=3
3220             color 1, CO, 10: fill X*8-4, Y*8-4: X2=X: Y2=Y: gosub VIEW
3230         next X
3240     next Y
3250 return
3260 '
3270 '-----
3280 ROUND:
3290     poke CONTRL,11: poke CONTRL+2,2: poke CONTRL+6,0: poke CONTRL+10,9
3300     poke PTSIN,X: poke PTSIN+2,Y: poke PTSIN+4,X2: poke PTSIN+6,Y2
3310     VDISYS( 1 )
3320 return
3330 '
3340 '-----
3350 GRAFMOUSE:
3360     A#=GB: IIN=peek( A#+8 ): poke IIN,0: gemsys( 78 )
3370 return
3380 '
3390 '-----
3400 HOTSPOT:
3410     gotoxy 0, 15: print "Press left button on HotSpot"
3420     gosub BTFWAIT: gosub BTOWAIT: X2=int( MX/8 ): Y2=int(( MY-21 )/8 )
3430     gosub CLEARLIN: gotoxy 0,15: print "HotSpot is at ";X2;"",Y2
3440     if( X2<0 )+( X2>15 )+( Y2<0 )+( Y2>15 ) then RET=TRUE: return
3450     HOTX=X2: HOTY=Y2: RET=FALSE
3460     gotoxy 0,15: input "Mask color, Pointer color ",MASKC,POINTC
3470 return

```

Checksum for file: mousedit.bas

1000 :07FA	1080 :0409	1160 :00EF	1240 :00EE	1320 :02C6	1400 :053B
1010 :0879	1090 :040B	1170 :0663	1250 :0C02	1330 :0367	1410 :053F
1020 :097D	1100 :03B8	1180 :057B	1260 :0229	1340 :00EF	1420 :0678
1030 :00EB	1110 :02C4	1190 :0505	1270 :0631	1350 :0C03	1430 :052C
1040 :0B6E	1120 :02C4	1200 :0D98	1280 :04AA	1360 :03C9	1440 :0369
1050 :065D	1130 :032F	1210 :04F5	1290 :02CC	1370 :01F5	1450 :00F1
1060 :0EFF	1140 :040C	1220 :0273	1300 :062B	1380 :0532	1460 :0C05
1070 :0A1F	1150 :0562	1230 :01FD	1310 :04A4	1390 :0426	1470 :0381

continued on next page

1480 :ODCC	1810 :OC04	2140 :048D	2470 :06D6	2800 :0C56	3130 :00EE
1490 :ODCA	1820 :031F	2150 :0368	2480 :0503	2810 :036B	3140 :0C02
1500 :09E8	1830 :05B1	2160 :00F0	2490 :09F0	2820 :00F3	3150 :0362
1510 :0A0E	1840 :0A3B	2170 :0C04	2500 :0407	2830 :0C07	3160 :0422
1520 :0982	1850 :00F5	2180 :0275	2510 :05CD	2840 :028E	3170 :0422
1530 :0976	1860 :0C09	2190 :04A3	2520 :02C9	2850 :0F1C	3180 :0401
1540 :09BF	1870 :031B	2200 :06CD	2530 :040A	2860 :0B5F	3190 :04F8
1550 :09B3	1880 :05B6	2210 :04FA	2540 :05C5	2870 :0371	3200 :04F3
1560 :03DA	1890 :0A45	2220 :041E	2550 :02CC	2880 :00F9	3210 :04F6
1570 :0693	1900 :00F1	2230 :041E	2560 :0337	2890 :0C0D	3220 :0EEF
1580 :0521	1910 :0C05	2240 :06D1	2570 :036E	2900 :02AB	3230 :02DF
1590 :02CF	1920 :0241	2250 :062D	2580 :00F6	2910 :1005	3240 :02E1
1600 :0403	1930 :046C	2260 :02E1	2590 :0C0A	2920 :0AA5	3250 :036A
1610 :0368	1940 :0BEF	2270 :02E3	2600 :01E1	2930 :0FE9	3260 :00F2
1620 :00F0	1950 :0997	2280 :0336	2610 :04A0	2940 :062A	3270 :0C06
1630 :0C04	1960 :059B	2290 :036D	2620 :06D3	2950 :0849	3280 :028F
1640 :02C5	1970 :059C	2300 :00EC	2630 :04FA	2960 :02D1	3290 :1277
1650 :03DF	1980 :0810	2310 :0C00	2640 :09C3	2970 :0637	3300 :11FB
1660 :0674	1990 :0373	2320 :0262	2650 :040D	2980 :0844	3310 :032B
1670 :03DD	2000 :00E9	2330 :0743	2660 :05D6	2990 :02D4	3320 :0368
1680 :02C4	2010 :0BFD	2340 :06D2	2670 :02CF	3000 :03E6	3330 :00F0
1690 :0FE9	2020 :0271	2350 :04F9	2680 :0410	3010 :0364	3340 :0C04
1700 :09DD	2030 :052F	2360 :0423	2690 :05CE	3020 :00EC	3350 :03AE
1710 :02C9	2040 :0517	2370 :0423	2700 :02C9	3030 :0C00	3360 :0CC1
1720 :022C	2050 :073E	2380 :0634	2710 :0334	3040 :034B	3370 :036D
1730 :10E2	2060 :0420	2390 :02E5	2720 :0491	3050 :06DF	3380 :00F5
1740 :0E43	2070 :0420	2400 :02DE	2730 :036C	3060 :0369	3390 :0C09
1750 :0C03	2080 :03FF	2410 :07EA	2740 :00F4	3070 :00F1	3400 :0332
1760 :036E	2090 :07BF	2420 :0368	2750 :0C08	3080 :0C05	3410 :10E1
1770 :00F6	2100 :081C	2430 :00F0	2760 :0237	3090 :02BD	3420 :11A3
1780 :03AD	2110 :02DB	2440 :0C04	2770 :0DF2	3100 :1132	3430 :123D
1790 :0620	2120 :0B24	2450 :01F3	2780 :0984	3110 :0BAC	3440 :0E9A
1800 :00F0	2130 :02DE	2460 :04A3	2790 :102F	3120 :0366	3450 :07E9
					3460 :1352
					3470 :036E

ST RESOURCE

CHANGEMOUSE

Article on page 57

LISTING 2

```

10000 end
10010 '
10020 'Listing 2
10030 '(c) 1986 Antic Publishing Ver. 070286
10040 'Written by Kevin Kennedy
10050 '
10060 'Use this subroutine in your own program
10070 'to read in and change the current mouse shape.
10080 '
10090 CHANGEMOUSE:
10100 open "I", #1, FILENAME$
10110 input #1, HOTX, HOTY, MASKC, POINTC
10120 poke CONTRL, 111: poke CONTRL+2, 0: poke CONTRL+6, 37
10130 poke INTIN, HOTX: poke INTIN+2, HOTY
10140 poke INTIN+4, 1: poke INTIN+6, MASKC: poke INTIN+8, POINTC
10150 for A=10 to 40 step 2
10160     input #1, SHADOW

```



```

10170      poke INTIN+A, SHADOW
10180  next A
10190  for A=42 to 72 step 2
10200      input #1, MOUSE
10210      poke INTIN+A, MOUSE
10220  next A
10230  close #1
10240  vdisys( 0 )
10250  return

```

Checksum for file: changems.bas

10000 :0232	10040 :09AF	10080 :0120	10120 :0E5A	10160 :056E	10200 :052C
10010 :0119	10050 :011D	10090 :0463	10130 :0ACD	10170 :0688	10210 :0646
10020 :0426	10060 :0F45	10100 :0642	10140 :1011	10180 :02FA	10220 :02F5
10030 :08AB	10070 :10BA	10110 :09EA	10150 :0652	10190 :0660	10230 :0360
					10240 :041A
					10250 :0398

Help!

ACOUSTIC 830

The old Atari 830 rubber-cup acoustic modem was mistakenly called an 835 in *BAAUG Speaks Out* (August, 1986). The Atari 835 was actually a direct-connect modem that plugged straight into your phone jack and your computer—the predecessor of the 1030.

FILE MASTER

If *File Master* (*Antic*, August 1986) is not working properly for you, change the 100 in line 2625 to a 90. The problem occurs in some combinations of DOSs and disk drives.

Also, we discovered after publication that *File Master* is apparently based closely on a public domain program which was originated in 1981 by Stacy Goff of the Eugene (OR) Atari Computer Enthusiasts.

A PRO FORTRAN-77 number of Fortran-knowledgeable readers disagreed with the Sieve of Eratosthenes speed test which clocked Prospero Pro Fortran-77 (*Antic*, August 1986) at 11 minutes and 8 seconds. It turns out that the dissenters are correct, and *Antic* is grateful to everyone who alerted us to the error.

The reviewer insisted that he ran his test many times, always with the same result. But when he sent us the For-

tran source code he wrote for the test, we took a close look and discovered a *one-character mistake!* Unfortunately, this is the maddening kind of bug that can sometimes creep into the work of even the most experienced software developers, such as our reviewer.

We've reprinted the corrected Pro Fortran-77 Sieve test below. Look at the line right below line 50. This line starts a DO loop which uses the integer K as a counter. The snail-paced

original program contained a J as the counter.

Since the line right below the start of the loop was testing for IFLG(K), the program took a long time to find a match.

The corrected version runs in less than *three seconds*—considerably faster than the 11 minutes reported in the review. In fact, Pro Fortran-77 runs at virtually a dead heat with the 2:53 seconds turned in by Digital Research's Alcyon C.

```

      PROGRAM SIEVE
C      THIS IS THE 'Corrected' SIEVE PROGRAM FOR TESTING FORTRAN


      LOGICAL*2 IFLG(8191)
      INTEGER*2 ICT,ITER,I,IPRIME

100    WRITE(*,100)
      FORMAT(' SEIVE 10 INTERATIONS '/')
      CALL TIME(IHOURS,MINS,ISECS,IHUND)
      WRITE(*,200) IHOURS,MINS,ISECS,IHUND
200    FORMAT(' START TIME=',I2,'.',I2,'.',I2,'.',I2/)
      DO 20 ITER = 1,9,1
        ICT=0
        DO 30 I= 0,8190,1
          IFLG(I)=.TRUE.
30      CONTINUE
        DO 40 I= 0,8190,1
          IF (IFLG(I)) THEN
50            IPRIME = I+1
            DO 60 K=I+IPRIME,8190,IPRIME
              IFLG(K)=.FALSE.
60          CONTINUE
            ICT=ICT+1
          ENDIF
40      CONTINUE
20    CONTINUE
      CALL TIME(IHOURS,MINS,ISECS,IHUND)
      WRITE(*,300) IHOURS,MINS,ISECS,IHUND
300    FORMAT(' STOP TIME=',I2,'.',I2,'.',I2,'.',I2/)
      WRITE(*,400)
400    FORMAT(' THAT''S ALL FOLKS')

      END

```


PARADOX[®]
ENTERPRISES INC.



FOR
ATARI[™]
520 ST AND
1040 ST[™]
COMPUTERS

*THE MICROBYTE

Add the Microbyte to your ATARI[™] 520 or 1040 ST[™] and you will enjoy a 5 1/4 inch disk drive that can read and write to IBM[™] diskettes. The Microbyte is available with either 40 tracks (IBM[™] XT compatible) or 80 tracks (IBM[™] AT compatible).

What is the Microbyte?

General Features:

5 1/4 inch floppy drive unit includes cable for direct connection to the ATARI[™] computer or to the 3 1/2 inch ATARI[™] drive.

FCC CERTIFIED

Dimensions:

2.75" (69.85 mm) x 5.93" (150.8 mm) x 12.0" (304.8 mm),
Height x Width x Length.

Power Requirements: 110V AC

Characteristics:

Microbyte-A

Double Sided/Double Density
48 tracks per inch
360K capacity

Microbyte-B

Double Sided/Quad Density
96 tracks per inch
720K capacity

Coming Soon From **PARADOX[®]**
ENTERPRISES INC.

*IBM[™] Simulator:

The new IBM[™] Simulator from Paradox will enable your 520 or 1040 ST[™] to run IBM[™] programs.

*PATENT PENDING

PARADOX[®]
ENTERPRISES INC.

TUCSON, ARIZONA

(602) 721-2023

(602) 296-4650




BOOK I + DISK: (The Original) Thoroughly explains the techniques used by advanced software pirates, and the copy protection methods used to stop them. It offers clear and understandable explanations sophisticated enough for software writers of any scale yet easy enough for a beginner just wanting to learn more about Atari® computers. A MUST READ FOR ALL ATARI® OWNERS.

BOOK INCLUDES: • Duplicate sectoring • Custom disk formatting • Creating "BAD" sectors • Hardware data keys • Legal protection like copyrights, trade secrets, patents • Protecting BASIC programs • Self-modifying Code • ROM + EPROM cartridges • Hidden serial numbers • Self-destructing programs • Freeware • Misassigned sectoring • Much, much more.

DISK INCLUDES: • Directory mover • VTOC scanner • Duplicate sector finder • Sector mover • Bad sector writer • Sector data display • Autorun builder • Other useful programs.

This comprehensive book and disk package should not be confused with low quality imitations offered elsewhere.



BOOK II + DISK II: Advanced Software Protection. This all new sequel starts where the highly acclaimed Book I leaves off. Book II is the most up-to-date resource available for the Atari® owner. Includes reviews and explanations of products such as: The Happy Enhancement, The Impossible, The Scanalyzer, The Chip, The Pill, and Super Pill, & many others.

Book II: Tells you specifically what they copy, what they won't, how they are used, and the details of how they work. Book II also includes such topics as: • Transmitting protected programs • Copying disks with more than 19 sectors/track. Includes the newest protection methods by companies like Synapse, AND Electronic Arts • Data encryption • Phreaking methods • Program worms • Logic bombs • Bank-select cartridges • Random access codes • New trends in software law • Sample BASIC + Assembler programs • On-line security • And much more.

DISK II INCLUDES: • Automatic program protector • Custom format detector • Newest protection demos • Forced password appender • Data encrypter • And much more.

Book + Disk Packages only \$24.95 each or Special Offer both for only \$39.95

DIGITIZE YOURSELF

AT LAST A UTILITY THAT DOES IT ALL! Scans & Analyzes ALL programs. Works on programs stored on Disk, Cartridge or directly from memory. Converts complex machine language into readable assembler. Transforms ANY Atari® BASIC program into a listable, modifiable BASIC. Changes a 4, 8 or 16K cartridge into a binary load file and source file that you can view & change using regular Atari® assembler. Clearly shows protection techniques such as: BAD SECTORS, BAD DATA MARKS, DUPLICATE SECTORS and FORCED CRC ERRORS. NEW FEATURES: Now fully supports DOS 2.5 and includes one-pass sector copier for 130XE owners. Even finds and displays hidden directories. No other program can do this!

THE Scanalyzer

NEW AND IMPROVED FEATURES!

\$29.95
Complete with instructions in theory and use.



IMPERSONATOR

CARTRIDGE TO DISK COPY SYSTEM

CARTRIDGE TO DISK COPY SYSTEM Yes, for only \$29.95, you can make working copies of all your Atari computer cartridges (16K or less). Our special package will let you save your cartridges to ordinary disk files. They will run exactly like the originals when used with the Impersonator. Each disk holds up to 12 cartridge programs. Now you can put all your real cartridges away for safe keeping and use the Impersonator for everything. YES, IT REALLY WORKS. The Impersonator does everything the high-priced cartridge back-up systems do...and more. **ONLY \$29.95**

NOW

for ST Owners

ATARI® ST GOES DIGITAL!!!

HIPPO VIDEO DIGITIZER

Use the full resolution and speed of your ST for incredible results. Capture a high or medium res picture in 1/60th of a second. Flip through 10 frames a second for Photo Quality animation. Use any standard video camera, VCR, video disk, or TV output. Save your pictures in NEOCHROME or DEGAS format for easy touch-ups and adding color.

Special Hardware and Software **only \$119.95**

COMING SOON - POWERPRINT

Capture any ST screen and print it out with amazing versatility and styles. Select your own shading and print in hundreds of shapes and sizes. It makes the perfect companion for the video digitizer or your favorite graphics drawing program.

HIPPO SOUND DIGITIZER

Record and manipulate sounds in their pure digital form. Plug in the microphone (included) or hook it up to a radio, tape recorder, TV, etc. Comes with an audio output jack so you can play back through your stereo or PA system. Record, play, analyze, and manipulate pure digital sound using your ST's power and easy mouse control.

Comes complete with everything you need for only **\$119.95**

MAGNIPRINT II+

TAKE CONTROL OF YOUR PRINTER

Print your Graphics in an amazing variety of sizes, shapes and shades!

- 18 Proportionally correct sizes, including Huge Poster Printing
- 9 Levels of distortion to stretch or squeeze dimensions
- 14 Graphics modes - works with everything from Graphics 0 text to fully shaded Graphics 12
- 16 Levels of Shading for spectacular resolution and detail
- 24 Compatible Graphics Programs = Print your own pictures or those created with PRINTSHOP, Koala Pad, Micropainter, RAMbrant, B-Graph, Syngraph, PAINT, Microillustrator, ComputerEyes, and many, many more.

- + **ZOOM** Print the entire picture or zoom in on only the parts you want
- + **ALTER** Automatically switch between graphics modes to add details and shades
- + **TOUCH UP** Use your Joystick to change the picture, rotate colors, and select your own shades for printing
- + **HELP** Instant Help Screen for easy use

TOTAL = MAGNIPRINT II+

Adds up to MORE POWER, MORE versatility, and MORE features than any other print program. And best of all it gives you BETTER QUALITY PRINT-OUTS.

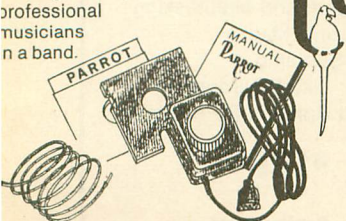
By specially shading each printed pixel, MagniPrint II+ uses your printers full resolution for uncomparable quality and detail. MagniPrint II+ works with all EPSON, Gemini, STAR, NEC, Citoth, Panasonic, and any compatible printers (850 interface or equivalent required).

INCREDIBLE POWER AT AN AMAZING PRICE OF JUST \$24.95

FREE: With every Magniprint II order get "PRINTALL" FREE. PRINTALL prints your programs and files just as they appear on the screen. It clearly prints INVERSE and all the Atari graphics characters, and prints in regular or condensed print. This alone is worth the price.

Digitize Your Voice With Parrot...so good it's being used by professional musicians in a band.

PARROT



All new sound digitalizer and synthesizer for your Atari. Tired of low-quality mechanical sounding voice output? Now you can make any Atari speak in your own voice. Tired of four tone sound? Now any Atari can play a whole orchestra complete with a singing choir. "The Parrot" digital sound synthesizer system lets you do all this and much more.

How it works - "The Parrot" system plugs into your joystick port and lets you record pure digital sound from your stereo, TV, microphone, or any other sound source. The special Parrot software lets you play back this high quality sound on any Atari system with no special hardware needed. It even lets you put this unbelievable sound right into your own programs, that will run on anyone's Atari. It also includes digital sequencer software that lets you turn your Atari into a synthesizer comparable to those costing thousands of dollars. Turn any natural sound into a musical instrument, or design your own custom sounds. Imagine playing a song with the sounds of a dog's bark, a chinese gong, a car's honk, your own voice, or anything your imagination can come up with. It turns your keyboard into an organ and lets you instantly switch between up to nine different digital sounds, each with three full octaves of notes. Recording time varies depending on available memory and quality level desired. You've got to hear it to believe it!!

THE PARROT digital input hardware and playback/synthesizer software with sample sounds and demos.

All for Only **\$39.95**

MAIL TO: Alpha Systems/4435 Maplepark Rd./Stow, OH 44224
Send check or money order. Include \$2.00 ship. & hdlg. Ohio residents add 5 1/2% sales tax.
CALL: 216-374-7469 to charge to MasterCard or VISA

BONUS: Order any 3 programs and get FREE your choice
☐ Deluxe Space Games (3 games on a disk) or ☐ Disk Pak 1000 (Utility Package)



CIRCLE 006 ON READER SERVICE CARD

All for your Atari Computers. Disk drive and 48K required. Atari® is a registered trademark of Atari Corporation.
*Denotes products not related to Alpha Systems

GTIA \$4.50
XL ANTIC \$9.50
BASIC REVC \$9.50
XL/XE OS \$9.50

SUPER SPECIAL!!
810 DISK DRIVE
IN BROWN PLASTIC CASE
WITH I/O CABLE AND
POWER SUPPLY
\$110
WITH HAPPY V7.0
\$199.95

Complete working 810 Less case \$120.00 (\$100.)
With B&C Black Anodized Case \$140.00 (\$120.)
With Case and Happy Upgrade \$220.00 (\$200.)
Field Service Manuals 800/400, 800XL or 810 \$25. ea
For 1050, 1025, 1027, 825, 850 or 1200XL \$20 ea
Diagnostic Cartridges Computer or Disk \$25. ea

(S) Prices in () do not include I/O Cable or Power Pak

B+C Computervisions (408) 749-1003
3283 Kifer Rd., Santa Clara, CA 95051

CIRCLE 12 ON READER SERVICE CARD

COMPUTER OUTLET
ST-MAIL ORDER SPECIALS

ONLY **\$12.95** EACH

- ST Printer Cable
- ST RS232 Modem Cable
- Surge Bar with 6 outlets
- ST Disc Drive Cable 6 foot
- 1200/300 Auto Modem (Hayes type) only \$179.95
- Citizen Printer model 120D super buy \$199.95

Authorized Atari Sales & Service

Free shipping with any order
We service what we sell since 1983

COMPUTER OUTLET
(619) 282-6200

5861 Mission Gorge Rd. / San Diego, CA 92120
15 DAY TRIAL / MONEY BACK WARRANTY
Call or write for our monthly Hot Sheet

CIRCLE 25 ON READER SERVICE CARD

HL 256K
MacroRam board
for the 800XL

- * NO solder on socketed machines
- * use as ramdisk or extra ram
- * upgrade single drive systems
- * maximize multiple drive sys.
- * fast animation-page flipping
- * 3 times the extra ram as 130xe
- * same bank area as 130xe
- * includes multidensity Ramdisk
- * user selectable 3 densities
- * page flipping-fast load demos
- * with or without ram chips

8 256K-150ns ramchips opt.
Less ram \$49.95
with ram 82.95
cal res. add 6.5%
foreign add 3.00
cod add 3.00
no charge cards

po box 2205
redondo bch CA 90278
Allen Macroware 213 3764105

CIRCLE 5 ON READER SERVICE CARD

XL/XE BOSS II
for 130xe, 800xl, 1200xl

the XL BOSS has been completely rewritten--more compatibility plus new features:

- * runs more software
- * monitor now built-in
- * coldstart with custom O.S.
- * disassembler added
- * coldstart and keep user O.S.
- * create and save your own O.S.
- * same great console commands
- * coldstart from console keys
- * BASIC off default-on with OPT.
- * dual Operating System board
- * use stock or custom O.S.

new price
\$59.95 US
cal res. add 6.5%
foreign add 3.00
cod add 3.00
no charge cards

po box 2205
redondo bch CA 90278
Allen Macroware 213 3764105

CIRCLE 5 ON READER SERVICE CARD

LOTTERY PLAYERS
\$\$\$\$\$\$

Why *guess* at those lotto numbers!
Your computer can give you a real *edge*
in those big state lottos!

"The Lotto Program" will quickly tell you which numbers you should be playing! No random numbers, this program actually analyzes the past winners so you can project which numbers will likely come up in the next few drawings. You simply add the latest winners each week and the program does the rest. It's fun and easy to use and could be worth Millions of dollars! APPLE, C/64, TRS-80 and ATARI 800/130 versions are ONLY \$21.95. The Super Macintosh version is only \$29.95. Visa, MC or checks welcome. Please add \$1.50 for shipping. *We give good fast service!*

SOFT-BYTE
P.O. Box 556 Forest Park
Dayton, Ohio 45405

CIRCLE 128 ON READER SERVICE CARD

MICROMOD 3.0

The database with **BUSINESS POWER** for 8-bit Atari
Up to 10,000 records/disk. Only 1 drive req. Any accounting. 400 pg. manual. Instructions for home use. Phone support. 6 FULLY INTEGRATED PROGRAMS FOR ONLY \$79.95!

DATED RECORDS MANAGER GL/AR/AP statements/scheduling.
DIRECTORY FILER for mail, cust. info., etc.
BUSINESS TEXT WORD PROCESSOR 49 screen buffer, standard features.
INVOICING* (2 drives req.) Stock update. All features.
BILLING* (2 drives req.) All listing options selectable for each customer include track/list prior unpaid invoices.
INVENTORY* Up to 8,000 model nos. Supplier/descr/cost/MOQ/4 prices/stock at 3 locations for each item. All functions.
*requires SpartaDOS and XL or XE computer.

800/XL/XE, any drive(s)/printer/ram upgrades. Features are not scaled down for Atari, but comparable to 16/32 bit software, including speed (with ram upgrades). Immediate menu access to 65 3-K relocatable program modules! Continuous integrated print-outs.

TOTAL PRICE, \$79.95. Guaranteed. Credit for MICROMOD 2. 4. Orders and info. requests to MicroMiser Software, 1635-A Holden Ave., Orlando, FL 32809. Tel. 305-857-6014.

CIRCLE 97 ON READER SERVICE CARD

COMPUTE YOUR ROOTS

A Complete Genealogy Package For Atari Computers
Designed for the Beginner and Professional

The COMPUTE YOUR ROOTS package features:

- * Pedigree Chart
- * Family Group Sheet
- * History Writer
- * Chart Searcher
- * Cut & Paste Pedigree Charts
- * Single/Double density disks
- * Simple & Colorful Menus
- * 10 & 15 Inch Wide Printouts of Charts and Sheets

For 8-bit computers with 48K. Compatible with most printers. Comes fully equipped with special genealogy tools to reduce your research time and work.

THE FAST - EFFICIENT ANSWER TO GENEALOGY

To Order Send \$34.95 plus \$2.50 shipping (\$37.45)
UT residents add 6% tax (\$39.55)
For Checks, Money Orders (no C.O.D.'s) send to:
WASATCH GENEALOGICAL SOFTWARE
2899 West 7550 South
West Jordan, Utah 84084
For VISA/MASTER CARD call:
801-974-3357 after 8/14/86 801-483-3357

Dealer and Distributor Inquiries Invited

CIRCLE 140 ON READER SERVICE CARD

CARDIAC ARREST!
for 800/XL/XE or ST
\$69
with 48-page manual

The ultimate adventure — because it's real. "Cardiac Arrest!" is an incredible cardiac resuscitation simulator — so stimulating, it's like a medical adventure game for doctors, nurses, or paramedics. Or for someone who wants to play doctor.

You interpret the on-screen EKG and vital signs, type your order (in regular English), and see what happens. You won't believe this simulator runs on a home computer. Over three years in development by an emergency physician.

Other ACLS Software:
EKG Teaching \$29
Protocol Learning \$29
CardioQuiz \$19

Mad Scientist Software
2063 N. 820 W., Pleasant Grove, UT 84062
801-785-3028


CIRCLE 90 ON READER SERVICE CARD

THE WAIT IS OVER!
MT C-SHELL™ IS HERE.

MAIN FRAME PERFORMANCE FOR YOUR ST...

- Multiuser and Multitasking
- Electronic Mail
- Print Spooling
- Unix™ Like Environment
- And it Runs TOS Programs

\$129.95
COMPLETE

Beckemeyer Development Tools 

592 JEAN STREET, #304, OAKLAND, CA 94610
415/658-5318

CIRCLE 14 ON READER SERVICE CARD

ADVERTISERS LIST

Be sure to mention ANTIC when contacting these advertisers—all of whom support the Atari Computer.

	READER SERVICE NO.	PAGE NO.		READER SERVICE NO.	PAGE NO.
A PLUS ENTERPRISES	01	48	LYCO COMPUTER	80	4
ABBY'S HOUSE OF SOFTWARE	03	20	MAGNA SYSTEMS	91	79
ACTIVISION	10	56	MICROCUBE	95	13
ALPHA SYSTEMS	06	111	MICROMISER	97	112
AMERICAN TV.	07	54	MICROPROSE	98	115
ANTIC SUBSCRIPTION		18	MICRO MERICS	89	75
ASTRA SYSTEMS	08	69	PROTECTO	112	50,51
CARINA	29	21	PROTECTO	113	80
CENTRAL POINT	20	16	SAN JOSE COMPUTER	121	12
COMPUCLUB	21	24	SOFTWARE DISCOUNTERS	123	29
COMPUTER CREATIONS	23	86	SOFT-BYTE	128	112
COMPUTER MAIL ORDER	24	25	START SUBSCRIPTIONS		82
COMPUTER PALACE	26	21	SUBLOGIC	126	14
DIGITAL VISION	35	79	S&S WHOLESALERS	127	13
DUPLICATION TECHNOLOGY	34	22	TEVEX	132	66
ELECTRONIC ONE	40	12	WASATCH GENEALOGICAL	140	112
GENIE	50	28	WHITE HOUSE COMPUTERS	141	2
HAPPY COMPUTERS	60	85	ZOBIAN CONTROLS	160	7

ST ADVERTISERS LIST

ABACUS	02	34,78	MAD SCIENTIST	90	112
ACTION SOFTWARE	04	79	MEGAMAX	92	73
ALLEN MACROWARE	05	112	MEGASOFT	93	10
ATARI	09	41,43,45	MICHTRON	94	76
B&C COMPUSCIENCE	12	112	MICROTYME	99	64
BATTERIES, INC.	11	116	PALO ALTO SHIPPING	110	59
BECKMEYER DEVELOP. TOOLS	14	112	PARADOX	111	110
BLACK PATCH	13	74	REGENT	120	77
COMPUTER OUTLET	25	112	SHELBOURNE	122	61
COVOX	27	76	SRM	125	61
CREATIVE SOLUTIONS	28	77	SOFTWORKS	124	70
DISCLONE	30	76	TDI	130	59
DITEK MARKETING	31	60	TERRIFIC PERIPHERALS	131	65
DIVERSE DATA PRODUCTIONS	32	65	TIMWORKS	133	9
I-B COMPUTERS	70	73	TLM	134	3
			XLENT	150	81

This list is provided as a convenience and as a courtesy to advertisers. ANTIC does not guarantee accuracy or comprehensiveness.

ADVERTISING SALES

Antic Publishing

Robert Johns
415-957-0886

The Pattis Group

Louise Grauel
Jill Krotich
312-679-1100

Antic Publishing

524 Second Street
San Francisco, CA 94107
ROBERT JOHNS
415-957-0886

Charles Durham & Associates

16359 Hemlock St.
Santa Ana, CA 92708
CHARLIE DURHAM
714-839-0980

The Pattis Group

4761 W. Touhy Ave.
Lincolnwood, IL 60646
LOUISE GRAUEL
JILL KROTICH
617-749-5852

Garland Associates

10 Industrial Park Rd.
Hingham, MA 02043
PETER HARDY
617-749-5852

Address all advertising materials to:

Deborah Onodera
Advertising Production Coordinator
Antic Magazine
524 Second Street
San Francisco, CA 94107

Charles Durham & Associates

Charlie Durham
714-839-0980

Garland Associates

Peter Hardy
617-749-5852



New Products

New Products notices are compiled by the Antic staff from information provided by the products' manufacturers. Antic welcomes such submissions, but assumes no responsibility for the accuracy of these notices or the performance of the products listed.

HARDBALL

(entertainment software)

Accolade

20833 Stevens Creek Blvd.

Cupertino, CA 95014

(408) 446-5757

\$29.95, 48K disk

CIRCLE 215 ON READER SERVICE CARD

HardBall gives you command of the physical action and strategic decisions of baseball—in colorful 3-D perspective. Hit and run. Steal. Sacrifice. Leap for long fly balls or dive for grounders. Play Ball!

CARDIAC ARREST!

(educational software)

Mad Scientist Software

2063 North 820 West

Pleasant Grove, UT 84602

(801) 785-0535

\$69, 48K disk

CIRCLE 216 ON READER SERVICE CARD

Cardiac Arrest! is a training simulation in the form of a video game. It has been used in hospital classes by emergency physicians, nurses and paramedics. It is particularly valuable for reviewing the treatment of rare causes of cardiac arrest. Now available to the public, this program challenges you to think your way to the right treatment under emergency conditions.



PROMODEM 2400

(modem)

Prometheus Products Inc.

4545 Cushing Parkway

Fremont, CA 94538

(415) 490-2370

\$595

CIRCLE 221 ON READER SERVICE CARD

Promodem 2400 operates at 300,

1200 and 2400 baud. It is Hayes-compatible, has a built-in speaker and two phone jacks, auto-redial and call monitoring. It offers several add-on modules, including an optional plug-in Communications Buffer (\$149) that can be expanded to 512K. Another option is a 12-character front panel alphanumeric display (\$99) that shows time and online status.

SF/JAPAN SCENERY DISKS

(flight simulation)

SubLogic Corp.

713 Edgebrook Drive

Champaign, IL 61820

(800) 637-4893—National

(217) 359-8482—Illinois

\$19.95 each, 48K disk

CIRCLE 217 ON READER SERVICE CARD

Fly beneath the Golden Gate Bridge. The **San Francisco STAR Scenery Disk** covers the San Francisco area in great detail. The **Japan** disk lets you practice flying in the area from Tokyo to Osaka. Sublogic's scenery disks require are not stand-alone programs; they require either Flight Simulator I or II, or Jet.

CARINA BBS

(telecommunications)

Carina Software Systems

12390 57th Road North

Royal Palm Beach, FL 33411

(305) 793-2792

\$69.95, 48K disk

CIRCLE 220 ON READER SERVICE CARD

This expandable, module-based bulletin board software package is written in understandable BASIC and includes XMODEM upload/download transfer protocol, message editor with word processor-like functions and a total of 44 commands, including 17 sysop functions. It operates at 300, 1200 or 2400 baud and works with most DOSs and BASICs.

MORE! GRAPHICS

(printing software)

The Pierstorff Company

131 W. Main Street

Woodland, CA 95695

(916) 666-3530

\$19.95, 48K disk

CIRCLE 218 ON READER SERVICE CARD

For use with Broderbund's Print Shop software or compatible programs, **More! Graphics** contains a library of

128 designs, symbols, characters and letters, plus 11 background designs for overlaying text or numbers.

MARK 4:22

(computer stand)

BMW and Associates

515 Michigan Avenue


Troy, OH 45373

(513) 335-2092

\$99.95

CIRCLE 223 ON READER SERVICE CARD

This sturdy steel workstation organizer with black plastic trim gets your power supplies and cables out of the way. It holds two Atari 1050 disk drives, has a place for your 8-bit Atari computer and can support a monitor, a hard disk and whatever else you can fit on top of it.



EPSON EX-800

(printer)

Epson America

2780 Lomita Blvd.

Torrance, CA 90505

(800) 421-5426—National

(213) 539-9140—California

\$749

CIRCLE 225 ON READER SERVICE CARD

This speedy dot matrix printer is rated by Epson at 250 characters per second in draft speed and 45 cps in near letter quality. It features a 7-color option and has an 8K buffer. Automatic sheet load and bi-directional tractor are standard. Users can choose from eight typstyles by simply pressing buttons on the top panel.

Return the favor. When you call a manufacturer or supplier about a product you've seen advertised or otherwise mentioned in ANTIC, please tell them so. This will help us to continue to bring you the latest information about products that will make your Atari computer an even more valuable investment in the future.

—ANTIC ED

When it comes to flying fighterplanes

IT'S THE MAN— NOT THE MACHINE


that makes the difference



MIG Alley Ace: Thrilling head-to-head Sabre Jet aerial dog fighting includes single player flying mode, as well as two player competition.

Hellcat Ace: Exciting 3-dimensional aerial combat over the Pacific in World War II. For one to four players.

Air Rescue: Sensational assault chopper rescue raids for daring pilots in solo or team configuration. For one to eight players.



See your local software retailer for this and other exciting MicroProse products. Or call direct for MC/VISA orders.

The Top Gunner Collection is available for Commodore 64® and Atari XL/XE computers at a suggested retail of only \$24.95.

Screen shots from Commodore 64

Commodore 64 and Atari are registered trademarks of Commodore Electronics, Ltd., and Atari Inc.

Do you have what it takes?

- ⊕ Guts
- ⊕ Stamina
- ⊕ Intense concentration
- ⊕ Fast reflexes
- ⊕ Willingness to take risks
- ⊕ Good eye-hand coordination

If so, the Top Gunner Collection prepares you for the basics in flight training and combat tactics:

- ⊕ Fly solo or in team configuration
- ⊕ Maneuver in 3-D space
- ⊕ "See and avoid" techniques
- ⊕ Advanced aerobatics: loops, rolls, G's, split S's
- ⊕ Outfly the enemy

"You'll experience the wind in your face and the intense dog fighting action of some of the world's most honored and respected combat aviators: the original stick-and-rudder fighter pilots!"

MAJOR BILL STEALEY,
U.S.A.F. Reserve
President, MicroProse
(over 3,000 flying hours)

MICRO PROSE
SIMULATION • SOFTWARE

120 Laketfront Drive, Hunt Valley, MD 21030 (301) 667-1151

BATTERIES INCLUDED

D.E.G.A.S.

DESIGN & ENTERTAINMENT GRAPHIC ARTS SYSTEM

by Tom Hudson

The artistic standard for the ST! Beautiful graphics program for business and pleasure. All the key drawing/painting functions, text integration, and graphic design tools! Available: Now!

TIME LINK

by Softtechnics

Scheduling & Time-keeping tool for home and business. Your day, week, month, year at a glance. Many incredible uses! Available: Now!

THUNDER!

by Mark Skapinker

Use this unique real time spelling checker desk accessory within any ST GEM application. 50,000 word real time spelling checker. Abbreviations function completes a word when you enter the first letters. Amazing speed. Available: Now!

HomePak

by Russ Wetmore,
Dan Moore and
Steve Ahlstrom

ST version of InfoWorld's Best Buy of the Year Award! 3 integrated programs on one disk. Telecommunications. Word-processor. Information manager. The easy answer to three key software needs. Available: 3rd Quarter 1986.

BTS THE SPREADSHEET

by Alan Porter, Martin Reznier, Stephen Couchman and Chris Bailey

Two in one! Sophisticated full featured spreadsheet program. All the key Math, Stats, Logical and Financial functions. 1000 x 1000 worksheet. Plus Desk accessory version on same disk! Available: 3rd Quarter 1986.

The Consultant

by Scott Northmore

THE ultimate relational data base. Easy to learn. Unique new features. Power and sophistication you can use right away. For business or personal use. Available: 4th Quarter 1986.

Atari
ST
Software

Integral Solutions

THE ISGUR

Portfolio

SYSTEM

by Lee Isgur
and
Mark Skapinker

Investment management program designed for private investors and professionals. On-line portfolio updating. Analytical functions for more profitable decisions. A PC Magazine editor's choice! Available: Now!

I'S TALK

by Stephen Couchman

Full-scale telecommunications program. Easy to use and virtually error-proof. Includes 50,000 word spelling checker and three levels of macros. Available: Now!

D.E.G.A.S. Elite

DESIGN & ENTERTAINMENT GRAPHIC ARTS SYSTEM

by Tom Hudson

Second-generation graphics program creates presentation-quality visuals. Full range of design/color functions. Multiple workscreens, new fonts, many other enhancements. The deluxe Degas Elite is totally compatible with all other Degas files! Integrate your Degas Elite pictures with PaperClip Elite text files. Available: Now!

PaperClip Elite

by Dan Moore
and Steve Ahlstrom

Next generation word-processor. All the high-productivity features plus a real-time spell checker, idea processing, integrated text/graphics, much more! Available: 3rd Quarter 1986.

B/GRAPH Elite

by Alan Page
and
Robert Wilson

Serious graphics/charting and statistics desk package. Pie charts, 2 and 3 dimensional bar charts, area graphs, much more. Change designs without re-entering data. Make beautiful presentations. Available: 4th Quarter 1986.

I'S TIME AND BILLING

by Roy Miller

Office management program for professionals. Functions include Daily Records, Automatic Billing, Accounts Receivable, Billing Breakdowns and more! Available: 4th Quarter 1986.

I'S TALK, TIME & BILLING, PAPERCLIP ELITE, CONSULTANT, DEGAS ELITE, DEGAS, PORTFOLIO, BTS SPREADSHEET, HOMEPAK, THUNDER AND B/GRAPH ARE ALL FILE COMPATIBLE, OF COURSE!

WRITE TO US FOR FULL COLOUR CATALOG OF OUR PRODUCTS FOR COMMODORE, ATARI, APPLE AND IBM SYSTEMS. FOR TECHNICAL SUPPORT OR PRODUCT INFORMATION PLEASE PHONE (416) 881-9816, 30 MURAL STREET, RICHMOND HILL, ONTARIO L4B 1B5 CANADA, (416) 881-9941, TELEX: 06-986-266. 17875 SKY PARK NORTH, SUITE P, IRVINE, CALIFORNIA, USA 92714, (416) 881-9816, Telex: 509-139.
© 1986 BATTERIES INCLUDED, APPLE, ATARI, COMMODORE AND IBM ARE REGISTERED TRADEMARKS RESPECTIVELY OF APPLE COMPUTERS INC., ATARI INC., COMMODORE BUSINESS MACHINES INC., AND IBM BUSINESS MACHINES INC.



BATTERIES
INCLUDED



Integral
Solutions